



Northwestern State Demons (0-8, 0-4)

vs.

Southeastern La. Lions (5-3, 3-1)

Nov. 7 • 2 p.m. • Turpin Stadium, Natchitoches

Demon Sports Network (Patrick Netherton, play-by-play; Tony Taglavore, analyst; Britt Brittain, sideline)

Southland Conference Champions 1988, 1997, 1998, 2004 • NCAA FCS Playoffs 1988, 1997, 1998, 2001, 2002, 2004

NORTHWESTERN STATE (0-8)

Date	Opponent (TV)	Time/Result
Sept. 5	at Houston	L 55-7
Sept. 12	at Grambling	L 38-17
Sept. 19	NORTH DAKOTA (SLC TV)	L 27-20
Sept. 27	at Baylor	L 68-13
Oct. 10	*CENTRAL ARKANSAS	L 34-0
Oct. 17	*at McNeese	L 51-23
Oct. 24	*TEXAS STATE (HC)	L 20-17
Oct. 31	*at Sam Houston State (SLC TV)	L 34-30
Nov. 7	*SOUTHEASTERN LA.	2:00
Nov. 14	*at Nicholls	1:00
Nov. 21	*STEPHEN F. AUSTIN	2:00
Nov. 28	First-round NCAA FCS Playoffs	TBA

*SLC game; all times Central

DEMON QUICK FACTS

Name: Northwestern State University
 Founded: 1884 as Louisiana Normal School
 Location: Natchitoches, Louisiana
 Enrollment: 9,247 (Fall 2009)
 Nickname: Demons
 President: Dr. Randall J. Webb
 AD: Greg Burke
 Affiliation: NCAA FCS Division I
 Conference: Southland
 Colors: Purple & White with Orange trim
 Stadium: Turpin Stadium (15,971)
 Surface: V-Turf
 Head Coach: Bradley Dale Peveto
 Alma Mater: SMU (1987)
 Record: 0-8 (1st year)
 Career Record: 0-8 (1st year)
 Asst. Coaches: Todd Cooley, Off. Coord./QBs
 Brendan Farrell, Sp. Teams Coord./TE
 Jeremiah Fiscus, Running Backs
 Matt Kubik, Receivers
 Brad Laird, Co-Def. Coord./Safeties
 Terry Mills, Cornerbacks
 Jeremy Offutt, Offensive Line
 Shawn Quinn, Co-Def. Coord./D-line
 Offensive Set: Multiple
 Defensive Set: 4-3-4
 Starters Ret.: 19 (7-Off.; 8-Def.; 4-Specialist)
 SID (Football): Doug Ireland
 Associate SID: Matthew Bonnette
 SID Phone: (318) 357-6467
 SID Address: Prather Coliseum, Room 112
 Natchitoches, LA 71497
 Ireland Cell: (318) 288-6388
 Ireland Email: ireland@nsula.edu
 SID Fax: (318) 357-4515
 Press Box: (318) 357-4529
 Website: www.nsudemons.com

Getting close is better, but not good - Demons anxious to win

Northwestern's winless season includes the last two defeats by 3 and 4 points. Having a chance to win late in the game is encouraging progress, but now NSU faces a great challenge squaring off vs. one of the four co-leaders in the Southland Conference, Southeastern Louisiana.

The Demons have two of their last three games at home sandwiched around a visit to the Nicholls Colonels.

With Cooley on the sideline, Demon offense stepping it up

Offensive coordinator Todd Cooley, who has complete control over the NSU offense, moved from the press box to the field three games ago and that's one benchmark of improvement for the Demons. Since then, NSU has averaged 23 ppg and 392 ypg, posting 3 of its top 4 totals including the single-game high of 435 yards at Sam Houston.

Adding Paul Harris, shuffling O-line also springboard to stepped-up production

In the last two games, NSU has been over 400 total yards both nights, averaging 419 ypg. What changed? True freshman Paul Harris took over as the starting QB, and Cooley and offensive line coach Jeremy Offutt shuffled the lineup on the front 5.

Marcus Washington stayed at center, but three others moved around as sophomore Jesse Hernandez returned to the starting 5 after missing 3 games with illness and playing in a backup role in the first two SLC games.

Hernandez took over at left tackle. Zach Case moved from LT to RG. Michael Booker shifted from RG to LG. True freshman Larry Calcote has started at RT since the Grambling game.

Add in injured sophomore Jace Prescott (lost for the year in the opener) and true freshman Destrý Hesskew (a starter for 4 games), and there have been 7 OL starters. Of that group, 2 are true freshmen and 2 more (Hernandez and Case) are true sophomores.

Goalline success for the Purple Swarm defense

In each of the last 3 games, the Purple Swarm defense has staged a successful goalline stand.

Vs. McNeese - NSU stopped the Cowboys on 4 downs inside the 3, including the last 3 at the 1, and held McNeese scoreless in a second-quarter stand.

Vs. Texas State - The Bobcats had first-and-goal at the 6 in the second quarter, but LB Blake Delcambre forced a fumble on second down recovered by DE Scott Wattigny. The Demons also stopped Texas State in the red zone in the second half, on downs at the 16 at the end of the third quarter to preserve a 14-10 lead.

Vs. Sam Houston - The Purple Swarm stymied the Bearkats in the first half, forcing a FG after first-and-goal at the 7, second-and-goal at the 3 and third-and-goal at the 2. The goalline stand came with 8:18 to go and NSU up 30-27. SHSU had first-and-goal at the 4, got to the 1 on third and fourth down, but a FG try was blocked by Kasey Brown.



Northwestern State Football

Southland Conference Champions 1988, 1997, 1998, 2004 • NCAA FCS Playoffs 1988, 1997, 1998, 2001, 2002, 2004

ABOUT SLU

Location: Hammond
 Founded: 1879
 Enrollment: 17,639
 Nickname: Lions
 Stadium: Strawberry (16,000)
 Surface: Artificial turf
 President: Dr. John Crain
 AD: TBD
 SID: Matt Sullivan (football contact)
 SID Phone: 985-549-2142
 SID Email: rsullivan@selu.edu
 Press Box: 985-549-2443
 Website: www.LionSports.net
 Head Coach: Mike Lucas
 Alma Mater: Liberty (1982)
 Record at SLU: 28-29 (3 years)
 Career Record: same
 Offensive Set: Multiple
 Defensive Set: 4-3
 Conference: Southland
 Affiliation: NCAA Division 1 FCS
 Colors: Green and gold
 2008 Record: 5-7
 Conf. Record: 2-5
 '08 Postseason: none

Southeastern Lions (5-3, 3-1)

Date	Opponent	Result
Sept. 5	TEXAS A&M-Commerce	W 41-7
Sept. 10	UNION	W 69-20
Sept. 19	@ Ole Miss	L 52-6
Sept. 26	@ South Dakota	L 44-13
Oct. 3	open	
Oct. 10	*@ Texas State	W 51-50 (OT)
Oct. 17	SAM HOUSTON	W 37-21
Oct. 24	@ *McNeese	L 36-35
Oct. 31	*CENTRAL ARKANSAS	W 25-21
Nov. 7	@ *Northwestern	
Nov. 14	*STEPHEN F. AUSTIN	
Nov. 21	*NICHOLLS	

* Southland Conference games

HOW NSU'S OPPONENTS FARED

Date	Opponent	Outcome
Sept. 5	Houston	W 50-43 over So. Miss.
Sept. 12	Grambling	W 50-7 over Miss. Valley
Sept. 19	NORTH DAKOTA	W 24-17 over Cal Poly
Sept. 26	Baylor	L 20-10 to Nebraska
Oct. 10	*CENTRAL ARK.	L 25-21 at SLU
Oct. 17	*@ McNeese	W 38-17 at Nicholls
Oct. 24	*TEXAS STATE (HC)	W 28-7 over SFA
Oct. 31	*Sam Houston State	W 34-30 over NSU
Nov. 7	*SOUTHEASTERN LA.	W 25-21 over UCA
Nov. 14	*@Nicholls	L 38-17 to McNeese
Nov. 21	*@ Stephen F. Austin	L 28-7 at Texas State

NSU'S OPPONENTS THIS WEEK

Houston visits Tulsa
 Grambling visits Arkansas-Pine Bluff
 North Dakota hosts Southern Oregon
 Baylor visits Missouri
 Central Arkansas hosts Texas State
 McNeese hosts Sam Houston State
 Texas State visits UCA
 Sam Houston St. visits McNeese
 Southeastern visits NSU
 Nicholls visits SFA
 Stephen F. Austin hosts Nicholls

True freshman QB Harris turning heads with his production at QB

True freshman QB Paul Harris has made a big impression since taking over as the starter two games ago. He has averaged 131 rushing ypg and 321 total offense ypg and NSU had its highest scoring total of the year at Sam Houston.

Last week, he accounted for 407 yards of total offense at Sam Houston. He tied the Demons' single-game record with 4 TD passes, joining 5 other QBs, including Bobby Hebert. It was last done by Brad Spangler in 1998.

Harris ran for 144 yards, narrowly missing the Demons' QB rushing record of 147 by Mike Pool in 1969 on 22 carries against Southeastern. He overtook the second-best total of 137 by Davon Vinson in 2005 against Northeastern.

Harris threw for a career-high 263 yards (13-31-1).

In his first start vs. Texas State, Harris accounted for 235 yards of total offense, guided a turnover-free offense to a season-best 285-yard rushing output and 402 total yards.

He ran for 118 yards on 22 carries, becoming the first true freshman since 1998 (all-time rushing leader Tony Taylor) to run for 100+ yards in a game.

NSU seeking long-overdue stability at QB spot

After Davon Vinson graduated following the 2005 season, Northwestern has unwittingly meandered through a virtual minefield with its starting quarterbacks.

Over the last 3+ seasons (42 games), the Demons have had 11 different players start at QB. Nobody has started more than 6 consecutive games.

2009 senior John Hundley had 11 starts in his two seasons. Germalyn Edmond had 10 starts in 2006-07. Drew Branch got 5 starts in 2007-08, as did Ricky Joe Meeks and Roch Charpentier in 2006. Newcomer Tyler Wolfe has 3 starts this season. True freshman Paul Harris will get his 3rd Saturday vs. SLU. 2007 walk-on redshirt freshman Carson Martinez had one in the 2007 finale.

In 2006, Meeks started the first 5 games, then left the team and football. Charpentier started the next 4 and the season finale, with true freshman Edmond getting a week 10 start vs. McNeese. Charpentier transferred and became Henderson State's career passing leader.

In 2007, Edmond started the first 5 games, was injured, missed the next one, then returned as the starter for the next 4 before an injury ended his season in week 10. Junior college transfer Branch started in week 6, playing basically on one leg and steering a win over Southeastern Louisiana. Third-teamer Adam Fayard played two series in week 6 at Nicholls before getting a season-ending injury in a game that saw three QB's knocked out of the contest, with Branch limping through the second half. After Edmond and Branch were knocked out again at McNeese, Fourth-team walk-on Martinez, the scout team QB, led an incredible second-half comeback there in week 10, and started the season-ending win over Stephen F. Austin.

In 2008, Hundley started the first 6 games, was injured and missed the next 3. Branch started the following 4 games, then Hundley returned to start the final 2.

This year, Hundley started the first 2, yielded to Wolfe as the starter in games 3, 4, and 5, returned for week 6 only to suffer a season-ending injury. Harris took over vs. Texas State and will start vs. Sam Houston.

Duffy, Brown, Davis are Demon captains

Senior WR Darius Duffy is quietly making a run at the Demons' single-season receptions record. He has 32 catches with 3 games left. The record is 47 by Bernard Green in 2001. Duffy is one of three captains for Saturday's game.

Senior DE William Davis will represent the defense after an outstanding effort at Sam Houston State.

Senior CB Kasey Brown is the special teams captain after his critical FG block at Sam Houston State.



Northwestern State Football

Southland Conference Champions 1988, 1997, 1998, 2004 • NCAA FCS Playoffs 1988, 1997, 1998, 2001, 2002, 2004

Three Demons lead Academic All-District winners, on to national ballot

Northwestern leads all Division I football programs in a six-state region with three student-athletes voted to the ESPN The Magazine Academic All-District 6 Team.

Baylor and Texas also had three players make the team. All 24 All-District 6 choices advance to the national ballot of 192 finalists for Academic All-America.

Demons winning the honor of Academic All-District: senior DE Scott Wattigny (3.47 GPA, history), senior FB Quinten Goodie (3.52, computer information systems), and sophomore TE Justin Aldredge (3.90, accounting).

NSU submitted six players as nominees for ESPN the Magazine's Academic All-District 6 team. Division I student-athletes from New Mexico, Oklahoma, Texas, Arkansas, Louisiana and Mississippi are eligible if they have a cumulative 3.3 GPA, have spent at least one year on campus, and are important players for their teams. Sports information personnel at all levels in the district pick a first team (11 offense, 11 defense, 2 specialists) that advances for Academic All-America consideration alongside seven other districts. NSU's nominees go up against those from LSU, Texas, Ole Miss, Oklahoma, along with all Southland Conference teams, among others.

Only Texas Tech and Louisiana-Lafayette equalled NSU's number of nominees in the district.

Nominees were Wattigny, Goodie, Aldredge and senior QB John Hundley (3.54, business administration), sophomore OL Zach Case (3.49, health and exercise science), and sophomore CB Phillip LeBlanc (3.32, business administration).

Demons playing 14 true freshmen (7 starters) - ranking high in FCS

Northwestern enjoyed the acclaim of having Bradley Dale Peveto's first Demon recruiting class ranked No. 1 in the FCS last February by Rivals.com analysts.

Already, 14 of the highly touted 2009 signees have played and 7 -- WR Thomas Jackson, RG Destry Hesskew, RT Larry Calcote, PK John Shaughnessy and WR/KR Bradley Brown and Phillip Harvey -- have started.

Also getting into action: TB Sidney Riley, WR Ridge Turner, DT Denzell Hawkins, NT Quinn Anthony, S Jamaal White, DT Lesley Deamer, and DT Anthony Gilbert.

A quick survey of the nation's FCS teams shows NSU ranks third in the number of true freshman playing and is tied for second in the true freshman who have started.

Presbyterian College (0-7) has used an FCS-high 17 true freshmen, starting 4.

Indiana State (1-7) has the most true freshman starters, 9. The Sycamores have played 13.

Portland State (2-6) has played 15 and is also starting 7. Western Carolina (1-7) has played 11 and started 7. Wofford (2-5) has played 10, starting 4.

In the FBS, Tulane has used a subdivision high 17 true freshmen. No stats on true freshmen starters were immediately available for FBS teams.

Jackson was the Demons' first signee under Peveto, coming in for the start of the spring semester from Hargrave (Va.) Military Academy. Riley was the last true freshman signee, springing out of May recruiting after an injury-interrupted senior season.

Demons-Lions series scoop

The teams first met 74 years ago, in 1935, and Northwestern leads the overall series 27-25, winning 3 of the 5 since SLU resumed its football program in 2003.

Southeastern hasn't won in Natchitoches in its last seven tries, since 1976, in what was one of the first games in Turpin Stadium. The teams are 2-2 as Southland Conference foes, both sides defending their home turf since 2005.

The last three games have been nailbiters. Southeastern won in OT 31-24 in 2006 in Hammond, NSU prevailed 27-24 in 2007 in Natchitoches, and the Lions held off the Demons 26-24 last year at Strawberry Stadium.

Maybe the most awkward win in NSU history came in 2003 when records were shattered in an 87-27 Demon victory. That included five defensive TDs, an NCAA record four on interception returns. Northwestern scored 70 points in the final 33:21 to break

DEMONS ON THE AIRWAVES

Natchitoches radio station 100.7 KZBL will be the flagship station for all Demon and Lady Demon sports. Baldrige-Dumas Communications operates 100.7 KZBL.

The Demon Sports Network features Patrick Netherton as the play-by-play announcer and Tony Taglavore will provide insightful commentary with former Demon Britt Brittain on the spot for sideline updates.

Demon football will also be available on network outlets in Alexandria (104.3 KEZP-FM), Shreveport (92.1 FM, KSYR), and Many (99.9 KTEZ-FM). Broadcasts can also be heard by linking to "www.nsudemons.com" on the internet.

Coach Peveto hosts the "Demon Huddle" talk show on 100.7 KZBL each Thursday night from 6-7 at Antoon's Riverfront Restaurant in Natchitoches.

NSUDEMONS.COM

NSU's official athletic website has updated statistics, game notes, player bios, schedules and features.

ON THE INTERNET

Demon Sports Network broadcasts, including the 30-minute pregame and the postgame shows, can also be heard free of charge by clicking on the "Listen to the Game" button on the www.nsudemons.com website.

Live statistics of all home games are also available on the website.

There is also live streaming video of home games, with the feed coming from the cameras shooting for the video scoreboard. Audio is provided by the Demon Sports Network radio broadcast. There is a \$7.95 monthly fee (\$69.95 annual) to watch live video.

ON THE TUBE

The N-Side NSU Football Show airs on KNTS-TV Channel 17 in Natchitoches Tuesday night at 9 and Thursday night at 7 each week during the season. The show is available free of charge through the www.nsudemons.com website beginning each Wednesday afternoon.

PRACTICE SCHEDULE

The Demons are off on Sunday, will work out at 3:50 Monday-Thursday. Friday's schedule is TBD each week.

Practices are open to the media and post-practice interviews can be arranged.

INTERVIEW POLICY

Because of the practice schedule, it is vital that interview requests be made a day in advance when possible to provide the best opportunity to facilitate media needs. The student-athletes' class schedules are the first priority.

Coach Bradley Dale Peveto is available each Tuesday morning at approximately 11:11 on the Southland Conference media teleconference. Dial 877-393-3856, enter code 3947522 and respond to prompts to participate. The teleconference audio will also be archived and available at www.southland.org each Tuesday afternoon.

The teleconference, along with the Wednesday Demon QB Club luncheon at noon in the athletic fieldhouse, provide the optimal opportunities to interview Peveto. He will also attend the weekly Shreveport-Bossier Demon QB Club luncheons on Thursday at noon at Ralph & Kacoo's Seafood Restaurant in Bossier City. Otherwise, telephone requests to speak with coach Peveto may require some patience due to his practice and coaching commitments. Please contact the SID office at 318-357-6467 to make arrangements.

The NSU locker room is closed to visitors and media after games. Players and Coach Peveto are available outside the locker room after games. Coach Peveto does a postgame radio interview immediately after emerging from the locker room and then is available to the media, who are welcome to monitor that interview if time requires it.



Northwestern State Football

Southland Conference Champions 1988, 1997, 1998, 2004 • NCAA FCS Playoffs 1988, 1997, 1998, 2001, 2002, 2004



Preseason All-SLC 2nd team DT Albert Smith

NSU DEMONS 2009 HONOR ROLL

Wesley Eckles, DB

• Preseason All-Southland Conference 1st team

Al Smith, DT

• Preseason All-Southland Conference 2nd team

Ledell Love, DE

• Preseason All-Southland Conference 2nd team

Kasey Brown, DB

• Preseason All-Southland Conference 2nd team

• Preseason All-America, Consensus Draft Services

Gary Riggs, S

• Preseason All-Southland Conference 2nd team

Blake Delcambre, LB

• Preseason All-Southland Conference 2nd team

Marcus Washington, C

• Preseason All-Southland Conference 2nd team

Michael Booker, G

• Preseason All-Southland Conference 2nd team

RECORDS WATCH

Kasey Brown, CB

• Has 30 career pass breakups, including 19 last season. Needs 14 pass breakups to tie All-Americans Terrence McGee and Jermaine Jones for the Demons' career record (44).

BIG STICK OF THE WEEK

Houston: WR Adrian Reese, LB Isaiah Greenhouse

Grambling: S Cortez Paige

North Dakota: LB Isaiah Greenhouse

Baylor: S Gary Riggs, LB Bradley Roussel

SCOUT TEAM PLAYER OF THE WEEK

Houston: FB Brant Legendre

Grambling: QB Stephen Stamey, WR Reggie Turner,

LB Jarrett Hardnett

North Dakota: RB Russell Owens, LB Daniel Odu, LB

Blake Poincon

Baylor: FB Brant Legendre, LB Bradley Roussel, S

Calvin Morton

UCA: LB Daniel Odu, DL Bryan Ross

open a competitive 31-15 game 1:48 before halftime.

Lions coach Hal Mumme had his QB contining to throw, and two freshmen walk-ons scored on defense for NSU. NSU used 15 offensive linemen and 26 Demons made tackles.

Demons hoping to turnaround turnover margin

NSU is a minus 14 in turnover margin, suffering 8 interceptions and losing 14 fumbles. Opponents have suffered only 3 interceptions and lost just 5 fumbles.

The Demons haven't picked off an opposing pass in 5 games, since Wesley Eckles did against North Dakota.

The Texas State game was the first time in '09 NSU has won the turnover stat, with the Demons not losing the ball and Scott Wattigny recovering a fumble.

The Demons haven't scored defensively in 11 games, since Kasey Brown ran back an interception 40 yards for the first TD at Texas State.

First 0-8 record since 1974

Coming into the season, it was clear to see the 2009 schedule was one of the most challenging in school history with two FBS foes and four Division I teams on the non-conference slate in September.

The margin for error wasn't great and against the FCS foes it's not been in NSU's favor. The 0-8 start is the first since 1974, ironically the first time the Demons met Grambling. The 1974 team lost its first 10 games, then slaughtered Southeastern 40-3. A year later, the Demons went 1-10 again, but the win came in the third week.

It's also the first time since 2005, and for only the second time since 1999, the Demons do not have a Division II opponent on the schedule. The last time they didn't have a D-II team (26-1 vs. lower division foes since 1983) on the schedule in the first three games was 2006 (beat Arkansas-Monticello in week four).

Breaking down the breaking issues facing the Demons

Analyzing the first half of the season is difficult because of the disparity of competition. Playing a nationally-ranked FBS team (Houston) with two wins over Big XII foes (No. 5 Oklahoma State, Texas Tech) and another over an SEC opponent (Mississippi State), and a Baylor team which was expected to reach a bowl this season is hard to compare to the FCS foes and the SLC slate - which to date has featured two nationally-ranked foes.

The Demons have been hampered with personnel issues on the right side of the offensive line, extending out to tight end. It wasn't a surprise that Preseason All-SLC tight end Gordon Freeman stuck to his June decision to skip his senior year, dealing with a family illness, although Freeman reconsidered early in preseason camp.

It was a major setback to lose two stalwarts, RG Jace Prescott (knee vs. UH) and RT Jesse Hernandez (pneumonia, played only vs. UH). That resulted in true freshman Larry Calcote taking over at RT and true freshman Destry Hesskew moving in at RG. Hesskew began fall camp as a defensive tackle. Hernandez finally returned 4 weeks ago after recovering from a potentially-fatal illness that wasted away 30 pounds. He returned to the starting lineup vs. Texas State.

Sophomore Jeremy Lane, whose versatility made him a potential starter at CB and S, was sidelined and restricted for most of the last pre-conference three games. PR Jasper Edwards missed the last three pre-conference games thanks to an injury, and "returned" vs. UCA.

Clearly, having six turnovers returned for touchdowns is another major detriment, along with suffering a punt block for a safety. In fact, opponents have scored 43 points (including PATs) on defense/special teams, running back four interceptions and returning two fumbles for TDs.



Northwestern State Football

Southland Conference Champions 1988, 1997, 1998, 2004 • NCAA FCS Playoffs 1988, 1997, 1998, 2001, 2002, 2004

DEMONS IN THE PROS

Corwyn Aldridge	Browns (1965-66)
Mike Almond	Steelers (1979)
David Arnold	Chargers (1969)
Demetrius Bell	Buffalo Bills (2008-present)
(2008 Seventh Round draft pick)	
James Bennett	Bengals (1982) (2-year veteran)
Nathan Black	Panthers (2002-03)
(3-year veteran)	Saints (2004)
	Redskins (2005)
Jarvis Blinks	Seahawks (1976)
Randy Bullock	Falcons (1992)
Jerry Burton	Rams (1964)
Mario Cage	Colts (1975)
Donald Carroll	Eskimos (CFL)
Tory Collins	Bears (2007)
Phil Creel	Colts (1968) (1968 1st Rd pick)
Robert Daniel	Panthers (1999-00)
(1999 6th Rd pick/2-year veteran)	
Joe Delaney	Chiefs (1981-82)
(1982 Second Round draft pick/1982 AFC Rookie of the Year/1982 Pro Bowl/1996 Louisiana Sports Hall of Fame inductee/1997 College Football Hall of Fame inductee)	
Al Dodd	Bears (1967) (3-year veteran)
	Saints (1968-69)
Derrick Doyle	Saints (2007)
Dennis Duncan	Oilers (1967)
	Alouettes (1968-70) CFL
	Roughriders (71-72) CFL (M a d e
1967 Houston Oilers practice team/1968-72 in CFL/AFL-CFL in 1969 with 1,037 yards rushing, 9 TDs/Led Montreal in scoring 1968-70)	
Mark Duper	Dolphins (1982-92)
(1982 Second Round draft pick/11-year vet/1983, 1984, 1986 Pro Bowl/Super Bowl XIX starter)	
Al Edwards	Bills (1990-92)
(1989 Sixth Round draft pick/3-year veteran/Super Bowl XXIV, Super Bowl XXV starter)	
Willie Fears	Bengals (1987)
Jerry Fowler	Raiders (1963); Oilers
Paul Frazier	Saints (1987-88) (2-year veteran)
Mike Green	Bears (2000-05); Seahawks (2006-2008); Redskins (2008)
Dudley Guice	Titans (2009)
Ross Gwinn	Colts (1967); Saints (1968-70)
	Eskimos (1972) CFL
Adrian Hardy	49ers (1993); Bengals (1994-95)
(1992 Second Round draft pick / 3-year veteran)	
Bobby Hebert	Panthers (1983-84) USFL
	Saints (1985-92); Falcons (1993-96)
(1983 USFL Championship Game MVP/11-year NFL veteran/2000 La. Sports Hall of Fame inductee/Pro Bowl, 1993 MVP USFL Championship game, 1983)	
Charlie Hennigan	Oilers (1959-66)
(All-AFL four times, leading votegetter 1961/Professional football single season record 1,746 yards receiving 1961, 1961 AFL Champions/6-year veteran /1978 La. Sports Hall of Fame inductee/Pro Football Hall of Fame candidate)	
Randy Hilliard	Browns (1990-93)
	Broncos (1994-97); Bears (1998)
(1989 Sixth Round draft pick/9-year veteran/Super Bowl XXVII Champion)	
Chad Johnson	Vikings (2007)
Jamall Johnson	BC Lions (CFL, 2006-present)
Jermaine Jones	Jets (1999)
(1999 Sixth Round draft pick)	Bears (1999); Giants (2000)
	Cowboys (2001-02); Browns (2003)
Mike King	Dallas Desperados (AFL, 2003-present)
Monte LeBette	Jets (2005-06)
Kevin Lewis	49ers (1990-92) (3-year veteran)
Kendrick Llorens	Giants (2002) (2002 FA)
Tony Joe Maranto	Thunder (1999) NFL
	Saints (1999); Browns (2000)
(1999 NFL Europe Bowl Champion)	
Terrence McGee	Bills (2003-present)
(2003 Fourth Round draft pick; 2004 All-Pro)	
Robert Moore	Falcons (1986-91) (6-year veteran)
Craig Nall	Packers (2002-07); Bills (2005-06)
Texas 2007, 2008 (2002 Fifth Round draft pick)	
Johnny Norman	Cowboys (1964)
Vic Nyvall	Saints (1970)
Victor Oatis	Eagles (1983-84) (2-year veteran)
John Wayne Odom	Oilers (1965)
Sammy Joe Odom	Oilers (1964)
Pat Palmer	Redskins (1998); Packers (1999)
	Bears (1999); Roughriders (2000-02)
(1998 Sixth Round draft pick/3-year CFL veteran)	
Petey Perot	Eagles (1979-84); Saints (1985-86)
(1978 Second Round draft pick/8-year veteran, Super Bowl XV starter)	
David Pittman	Ravens (2006-07); Saints (2008)
Texas (2008-2009) (2006 3rd Rd pick)	
Ronnie Powell	Browns (1998); Dragons (2000) NFL/E
Gary Reasons	Bills (1984-91)
(1984 Fourth Round draft pick/1984 NFL All-Rookie team/1986 Super Bowl XX, XXV Champion & starter/Super Bowl XXV leading tackler/All-Madden Team/1996 College Football Hall of Fame inductee/1997 La. Sports Hall of Fame inductee)	
Dick Reding	Redskins (1966)
Rob Robertson	Ravens (1998-00)
Larry Robinson	Dolphins (1985)
Jackie Smith	Cardinals (1963-77); Cowboys (1978)
(1963 10th Round draft pick/16-year veteran/Five-time All-Pro/Super Bowl XII starter/1983 La. Sports Hall of Fame inductee/1994 Pro Football Hall of Fame)	
Marcus Spears	Bears (1994-96); Chiefs (1997-03)
(1994 Second Round draft pick/10-year veteran)	
John Stephens	Texans (2004); Browns (preseason, 2005)
	Patriots (1988-92)
(1988 1st Rd draft pick/1988 AFC Rookie of the Year/1988 Pro Bowl/6-year vet)	
Glenn Talbert	Chiefs (1964)
Tony Taylor	Cowboys (2001-02); Bucs (2003-04)
(2-year veteran/NFL Europe Bowl runner-up Super Bowl runner-up)	
Keith Thibodeaux	Redskins (1997-98); Falcons (1999)
	Vikings (2000); Packers (2001)
(1997 Sixth Round draft pick/5-year veteran)	
Sidney Thornton	Steelers (1976-80); Outlaws (1984) WFL
(1976 Second Round draft pick/1976 Blue-Gray All-Star Classic Gray MVP/5-year veteran/Super Bowl XIII, XIV Champions)	
Charlie Tolar	Oilers (1959-65)
(6-year veteran/1961, 1962, 1963 All-AFL/1960, 1961 AFL Champions/1994 La. Sports Hall of Fame inductee)	
Darryl Toussaint	Saints (1981-82); Calgary (1982) CFL
Floyd Turner	Saints (1989-93); Colts (1994-95)
	Ravens (1996-98)
(1989 Sixth Round draft pick/9-year veteran)	
Odessa Turner	Giants (1987-91); 49ers (1992-93)
(1987 Fourth Round draft pick/7-year veteran/Super Bowl XXV Champion starter)	
Randy Walker	Packers (1974-75) (2-year veteran)
Wayne Walker	Bills (1968-80)
Kenny Wright	Vikings (1989-01); Texans (2002-04)
	Jaguars (2005); Redskins (2006);
	Browns (2007)
(1999 Fourth Round draft pick/5-year veteran/active)	
Ferrell Yarbrough	Raiders (1962)
Toby Zeigler	Edmonton Eskimos (CFL, 2006)

Hand injury costs Hundley rest of season, Demons turn to newcomers at QB

First-year Demons Paul Harris and Tyler Wolfe are the top options at quarterback for the Demons after returning starter John Hundley had surgery Oct. 19 on his right (throwing hand). Wolfe is a junior transfer from Louisville. Harris is a true freshman. Both are from Baton Rouge.

The injury occurred in the fourth quarter Oct. 17 at McNeese when Hundley's hand, following through on a pass, struck the helmet of a Cowboy defender. Hundley continued to play five more snaps until the Demons lost the ball on downs in McNeese territory. Once his focus and adrenaline dropped on the sideline, the pain in his hand was enough for Hundley to reluctantly visit with trainer Jason Drury. He and Dr. Chris Rich, at Hundley's request, taped the hand to give him a chance to return to action, but the QB could no longer handle snaps and was benched.

Hundley broke the first metacarpal (bone) on his thumb. That is located at the base of his thumb and momentarily appeared as a dislocation, but quickly manifested as a fracture that after X-rays did require surgery.

His last game was his best in 2009 - 79 yards rushing, including an 11-yard TD, and 15-for-30 passing for 113 yards and a 14-yard TD on an athletic throw across his body while scrambling.

Hundley completed 54% of his passes this year (60-111) for 412 yards and 2 TD in 5 games. A two-year starter, he finishes with career totals of 1,719 yards and 10 TD passes in 15 games (11 starts) for the Demons, and set the single-game school record with 29 completions (44 attempts) last year in a 34-24 win at SFA, breaking a record set by Bobby Hebert.

Wolfe has a team-best 448 passing yards on 48-84 aim (57%) with 3 TD and 3 interceptions. He has 15 yards rushing on 8 carries. He started vs. UND, Baylor and Central Arkansas, then sat out vs. McNeese due to injuries to his upper torso, and played a series at the end of the first half vs. Texas State.

Harris had his first flash of success against McNeese, running for 78 yards on 3 carries, including a 21-yard TD (his first) and a 46-yard run, while tossing for 19 yards on 2-5 aim. Overall, in 6 games he has 257 rushing yards, a 6.6 average per carry, and 140 yards passing on 13-25 aim.

Pickin' and grinnin'

Demons senior safety Wesley Eckles is making up for lost time -- he had no interceptions in his first 30 games, and now has 5 in his last 9 games.

Eckles has 3 interceptions in the last 7 games. Against North Dakota, Eckles picked a tipped pass and dashed 51 yards to the UND 3, setting up a Demon touchdown. A week earlier, he made 2 interceptions at Grambling. That was the second time in three games he had 2 "oskies" in a game, doing it in the 2008 season finale at Stephen F. Austin.

Before his two picks at SFA, the last time a Demon had two interceptions in a game was C.L. Grogan in the eighth game of the 2006 season, a 19-10 win over Texas State.

Castille cracks century mark in second Demon game

Junior transfer Quentin Castille has rushed for 100+ yards in two of his last seven games. He ran for 125 on 18 carries, highlighted by a 59-yarder, last January for Nebraska to key a come-from-behind Gator Bowl win over Clemson. He transferred to NSU last month and in his second game as a Demon, at Grambling, he had 18 carries, including a 59-yarder, and netted 114 yards rushing and his first NSU TD.

The Grambling performance was his third collegiate 100-yard outing. He ran for 102 yards as a true freshman against Oklahoma State.

Not stuck on 78 any longer, Griffin gets his first career 100-yard rushing game

Hard-charging senior TB William Griffin finally topped 100 yards vs. Texas State, getting 121 yards on 14 carries, including a 28-yard TD that gave NSU a fourth-quarter lead.



Northwestern State Football

Southland Conference Champions 1988, 1997, 1998, 2004 • NCAA FCS Playoffs 1988, 1997, 1998, 2001, 2002, 2004

His previous season high was 78 yards in each of the first two games, matching his season high from last year against Southeastern Oklahoma.

The Demons' Purple Swarm defense

The architect of the original Purple Swarm defense is back. While the Demons' defensive coordinator in 1996, Bradley Dale Peveto emphasized an attacking style and swarming the football. The catchphrase was "swarm, baby, swarm," and as a young defense began to turn heads, media dubbed it "The Purple Swarm." That nickname was solidified as NSU won Southland Conference titles in 1997 and 1998 and reached the FCS (then Division I-AA) playoffs both seasons, the semifinals in 1998.

This season signals a return to the 4-3-4 alignment used from 1996-2001. For the past seven seasons, NSU has employed an aggressive 4-2-5 scheme which also was very formidable in enhancing the Purple Swarm legacy.

Seven starters from last season were listed atop the depth chart this year: ends Ledell Love and Josh Daniels, nose tackle Albert Smith, linebacker Blake Delcambre, cornerback Kasey Brown and safeties Gary Riggs and Wesley Eckles.

Additionally, defensive lineman Scott Wattigny, cornerback Cashas Pollard, cornerback Jeremy Lane and linebacker Colby Arceneaux started at times last season.

The shift to a three-linebacker alignment gave starting opportunities to a pair of hard-hitting seniors, Isaiah Greenhouse and Rogers Loche.

Peveto is a hands-on coach defensively. He is coaching the linebackers. Co-defensive coordinator Brad Laird has been upstairs during games while co-coordinator Shawn Quinn and cornerbacks coach Terry Mills have been on the sideline.

The newly-branded Purple Strike offense

This spring, the Demons' offensive staff and players decided they wanted to develop their own identity and came up with the "Purple Strike" nickname to describe the style of play under new offensive coordinator Todd Cooley.

Cooley called plays at Central Arkansas the last four seasons as the Bears moved into Division I for the 2007 season. UCA was 35-13 in his time on staff, and in the last two years in the Southland Conference, Cooley's offenses averaged 445 yards and 35 points per game. He has total control of the offensive strategy, says Peveto.

Returning as offensive starters were QB John Hundley, FB Dante' Austin, RT Jesse Hernandez, LG Michael Booker, RG (started at LT last year) Jace Prescott. Hernandez got the flu, it turned into pneumonia and he got out of the hospital after a life-threatening stay. He missed 3 games and returned to play as a reserve vs. UCA. Prescott suffered a season-ending knee injury in the second half at UH.

Expected to return was TE Gordon Freeman, but family considerations and having his degree in his pocket combined to cap his career a season early. Freeman gave up football in June and wavered on his decision briefly early in preseason camp.

Freeman's departure accentuated a largely unproven receiving

Bradley Dale Peveto

Head Coach

First Season as a head coach
22nd season as a college coach
SMU, 1987

Pronunciation: PEA-vitt-TOE
Nickname: Coach Peve

Favorite coaches:
Big Ed Peveto (his dad)
Bill Clay (position coach at SMU)
Sam Goodwin (NSU HC, 1983-99)
Les Miles (LSU HC, 2005-present)



Growing up:

- His father, Big Ed Peveto, was a dynamic Texas high school football coach, notably at Orangefield and Coldspring. He was posthumously inducted in the Greater Houston Coaches' Hall of Honor in 1993 and the Golden Triangle Coaches' Hall of Fame in 1997.
- Played QB for his dad at Orangefield HS
- Was a two-time state champion and sub 2-minute 800 meter runner at OHS
- Worked in the summer as a deck hand on the Gulf Queen, a charter fishing boat out of Cameron, La., for Capt. Jep Turner, who is living in Lake Charles
- Attended Lamar University basketball games and often joined his dad's college friend, LU coach Billy Tubbs, in the dressing room with the team

Playing at SMU:

- Four-year letterman (1982-86), played in four bowl games (Cotton, Sun, Alhoha and Mirage), 1984 SWC All-Academic Team
- Mustangs won 1982, 1984 Southwest Conference championships
- SMU posted an overall 43-14-1 record
- Served as 1986 team captain, earned "Wild Mustang Special Teams Player of the Year Award" and "Mike Kelsey Award" for attitude, hustle and desire

As an assistant coach:

- 1987 Trinity Valley (Texas) Community College (secondary coach)
- 1988-91 Stephen F. Austin (DL, LB, secondary, special teams coordinator)
- 1992-93 Southern Mississippi (OLB, special teams coordinator)
- 1994-95 Arkansas (LB, special teams coordinator)
- 1996-98 NORTHWESTERN STATE (LB, defensive coordinator)
- 1999-02 Houston (secondary, asst. HC 2000, co-DC in 2001-02)
- 2003-04 Middle Tennessee (DB, LB coach, defensive coordinator)
- 2005-08 LSU (LB, special teams coord. '05-'07, co-DC '08)
2007 BCS National Champions

As the Demons' head coach:

- His 2009 signing class was No. 1 in the FCS subdivision, according to Rivals.com recruiting analysts

The Peveto Promise

• Designed as a marketing campaign for season tickets, "The Peveto Promise" is based on Coach Peveto's confidence that fans will enjoy watching the Demons play. Season ticket buyers are guaranteed satisfaction as they attend home games at Turpin Stadium. If, after the first two home games, a season ticket holder is not satisfied with his purchase, he can get a refund. Only one was requested.

Personal

Family: Wife Melissa, daughter Payton (7), son Jake (3)
High School: Orangefield, Texas
Age: 46 (born 12/28/62 in Beaumont, Texas)



Northwestern State Football

Southland Conference Champions 1988, 1997, 1998, 2004 • NCAA I-AA Playoffs 1988, 1997, 1998, 2001, 2002, 2004

corps. Veteran Darius Duffy is the only wideout back from 2008 with more than 6 catches (he had 19, third on the team). None of the tight ends had previously caught a pass for the Demons and Duffy was the only one of the top five receivers with career receptions.

A strength of the offense - senior fullbacks Austin and Quentin Goodie, whose modest rushing numbers (9 combined career carries entering the season) do not reflect their blocking significance.

Last year, four of the five starting linemen had never played for NSU before. Now, LT Zach Case, LG Michael Booker, RG Jace Prescott and RT Jesse Hernandez have a year under their belts and senior C Marcus Washington is a three-year starter.

WR coach Matt Kubik is upstairs along with RB coach Jeremiah Fiscus during games, while Cooley, OL coach Jeremy Offutt, and TE coach Brendan Farrell are on the field.

Cooley moved downstairs at McNeese for the first time since he coached at Arkansas Tech, and the Demons responded with a season-high point total and 380 total yards.

The freshly-named Wild Demon special teams

Bradley Dale Peveto has extensive background in coaching special teams. He has worked with special teams coordinator Brendan Farrell in four seasons, the last three at LSU, where Farrell was an integral part of the Tigers' excellence in the kicking game.

The two are working closely together again at NSU.

The biggest question: can true freshman John Shaughnessy compensate for the graduation of record-setting four-year starting kicker Robert Weeks? Shaughnessy turned down Army, among others, to join the Demons and hit a 51-yard field goal to end the final preseason scrimmage. He has made 4 straight and 5 of his last 6 FGs -- and hasn't missed since Farrell began growing a thick beard.

Junior Bradley Russo is back as the starting punter and the starting short snapper (FG, PAT). Russo sat out the McNeese game for disciplinary reasons but returned vs. Texas State. Punt snapper David Larsen is also back, as is holder Phil LeBlanc.

Several players are in the mix for return duties, with true freshmen Bradley Brown and Phillip Harvey first up. Senior Jasper Edwards is the first-team punt returner, but true freshmen Brown and Ridge Turner have filled in when Edwards was out with injuries.

"The Demon Deacons" provide leadership for NSU players

The team relies heavily on 13 "Demon Deacons," the team's leadership group. Coach Bradley Dale Peveto regularly consults with the Demon Deacons on issues big and small - to assure that players have real input into decisions that impact their NSU experience.

The Demon Deacons concept was initially used at Northwestern by one of Peveto's mentors, coach Sam Goodwin, the school's winningest coach in his 17 seasons (1983-99). Peveto came from LSU, where coach Les Miles and the Tigers followed the same approach with their "Unity Council."

The Demon Deacons are NT Albert Smith, DE Scott Wattigny, LB Rogers Loche, LB Isaiah Greenhouse, LB Blake Delcambre, DB Wesley Eckles, QB John Hundley, FB Dante' Austin, FB

Quentin Goodie, WR Kenneth Charles, WR Jasper Edwards, OL Marcus Washington, and TE Justin Aldredge.

Staff composition a blend of newcomers and NSU veterans

Bradley Dale Peveto retained four assistant coaches from coach Scott Stoker's staff and added some key newcomers to the Demon football staff.

Brad Laird was the most predictable coach to remain at NSU. He was Peveto's first graduate assistant in 1996 when Peveto was the Demons' DC, and had been an outstanding DC in his own right for NSU since 2003.

Offensive line coach Jeremy Offutt had a good reference on his resume - LSU head coach Les Miles. Offutt was on Miles' coaching staff in 2004 at Oklahoma State and played for him there.

Receivers coach Matt Kubik and cornerbacks coach Terry Mills quickly impressed Peveto as he interviewed each assistant coach, and were retained. So was running backs coach Jeremiah Fiscus, who is a graduate assistant but has position coaching duties.

Coming in from LSU with Peveto was co-defensive coordinator and defensive line coach Shawn Quinn, and special teams coordinator and tight ends coach Brendan Farrell.

Offensive coordinator Todd Cooley joined the staff after four seasons in the same capacity at Southland Conference rival Central Arkansas.

Another key addition has been head strength and conditioning coach Joe Long, who was at LSU for several years and joined NSU after spending 2007-08 as an assistant at SMU.

Demons start fast with No. 1 class in FCS (Rivals.com)

That coaching staff put together a 2009 signing class ranked No. 1 in the nation in FCS football according to Rivals.com. The 26-member class announced Feb. 4 included nine prospects ranked among the best in the country by Rivals.com analysts.

It included three of Rivals' 3-star recruits: WR Phillip Harvey, WR Thomas Jackson and ATH (now a WR/KR) Ridge Turner.

Two-star signees as rated by Rivals: DL Quinn Anthony, WR Bradley Brown, DB Jamaal White, DE Anthony Gilbert, DB Bert White.

Those rankings totalled 33 points for Northwestern, nine better than any other FCS program. Three-time FCS national champ Appalachian State ranked fifth (17), and 2008 FCS champion Richmond was sixth (15).

More newcomers could be big factors

Not counting in the Rivals.com rankings, but already having influence as newly-arrived Demons in 2009, are recent Big XII transfers Quentin Castille (TB, Nebraska) and Adrian Reese (WR, Texas Tech).

Two Big East Conference players are contributing. QB Tyler Wolfe (Louisville) and DT D.J. Shaw (West Virginia), like Castille and Reese, moved closer to their homes. Shaw did not play until the third game while establishing eligibility.

LB Bradley Roussel returned home to Louisiana from the University of Washington and saw his first action on special teams at Baylor. TE Kyle Howard (Grossmont College) is in the three-man rotation at tight end. OL Mark Cassimere (La. Tech) is on the travel squad.



Northwestern State Football

Southland Conference Champions 1988, 1997, 1998, 2004 • NCAA I-AA Playoffs 1988, 1997, 1998, 2001, 2002, 2004

Former FBS transfers figure prominently for Demons

In at least their second season as Demons are former Louisiana-Lafayette players John Hundley (QB), Darius Duffy (WR) and Jasper Edwards (WR/PR); former Louisiana Tech RB William Griffin, former Tulane LB Lamont Simmons, former Ole Miss signees Rogers Loche (LB), Colby Arceneaux (S) and Gary Riggs (S), and former Oklahoma State OL Michael Booker. All of those but Arceneaux and Simmons started against Houston, and they are second-teamers at linebacker.

Hundley persuaded Duffy to transfer last summer after Hundley made the move following the 2007 season.

Blending the new transfers (7) with the 9 former FBS transfers, along with former JC transfer William Davis, there are 16 transfers who are on the NSU travel roster.

Demon redshirts made their official college debuts

TE Wade Williams heads a group of redshirt freshmen who have been on the field for the first time as Demons. Williams started at UH.

Also on the two-deep: LG Jeff Bordelon, C Bryan Munch and LB Derrick Rose.

Position changes noteworthy

Starting true freshman RG Destry Hesskew was projected as a defensive lineman but moved across the ball two days into camp.

TE Wade Williams was a defensive end in the spring. TE Justin Aldredge moved from linebacker early in spring ball. Darius Perkins, who started the last 2 games at RG, was a TE last year and a LB and DE before that. He actually balked at returning for his senior year, but saw the opportunity for more playing time on the offensive front. He worked at center in the spring and moved to guard in camp.

WR Jeremy Jefferson was an undersized TB in his first two seasons, but still set a school record with nine consecutive rushing attempts in a game as a true freshman.

RG Jace Prescott started at LT all of last season but moves inside in the new Purple Strike scheme. Backup RT Eric Pease was shifted inside from TE and is prospering.

LB Colby Arceneaux played safety last year. DE Scott Wattigny was an undersized DT, but a productive one, in his first three seasons.

Washington's 25-game starting streak over, aiming for 42+

Junior offensive lineman Marcus Washington missed the 2008 Cal Poly game with an injury, ending a streak of 25 consecutive starts. After starting at right guard for the first three games, he returned vs. Southeastern Oklahoma as the starting center, where he started every one of his first 22 games since his redshirt freshman year. He has started all of his 36 career games, and the last 15, including this season's 7. He's aiming for 42+ career starts.

Getting a kick out of the punt game

Having two punters named Russo is just one aspect of what certainly is a potentially bizarre scenario for the Demons in punt situations.

The starting punter will also snap on field goals and extra points,

and could snap for punts. The backup punter was his high school team's backup punter.

Abbott and Costello would love NSU's punting situation, although "Who's Back to Punt?" wouldn't measure up to "Who's On First?"

Junior Bradley Russo took over the deep snapping in the fourth game of his freshman year (2007). He was a deep snapper by default, because South Terrebonne High School didn't have anybody else who could deep snap. Although he was the team's best punter, he went to snap. He punted 5 times his senior year and was the deep snapper for 4 years.

Now he's the Demons' best punter, but maybe the best deep snapper too. When he does snap for punts, he will be snapping to Nic Russo (no relation), a true freshman who wasn't the starting punter in 2007 at South Grand Prairie (Texas) HS, where Purdue sophomore Carson Wiggs was one of the nation's top prospects.

The NSU coaches saw Nic Russo in pregame warm-ups at South Grand Prairie in 2007 and were impressed with his hang time, then learned he wasn't even the starting punter. He did get to punt 6 times during the season and averaged just under 46 yards, leading his district.

All in the family

Sophomore Justin Aldredge and junior Colby Arceneaux had plenty of family tradition to consider when deciding to play at Northwestern.

Aldredge is the grandson of one of NSU's all-time greats, All-America end Corwyn Aldredge, who played two NFL seasons with Cleveland following his days as a Demon in 1962-64. Justin's father, Corwyn Jr., was an All-Southeastern Conference tight end at Mississippi State who played two NFL seasons in Tampa Bay. His uncle, Duke Marcus, was a linebacker on the 1987 Northeast Louisiana (now Louisiana-Monroe) team that won the national FCS title (formerly Division I-AA).

Arceneaux's dad, Bryan, was a four-year letterwinner at defensive tackle from 1981-84, helping the Demons win the Gulf Star Conference title in his senior year. Then he coached for two seasons under Sam Goodwin.

Starting center Marcus Washington's dad played for Southern University.

Looking for a turnaround on the road

Since the start of the 2005 season, when some 2009 seniors entered the program, the Demons have a 5-21 record on the road. 0-4 this year, they were 2-3 last season after 0-6 in 2007, 1-5 in 2006 and 2-3 in 2005. NSU won its season finale in 2008 at SFA.

Demons playing 101st season, 102nd year of football

This is the 101st season of intercollegiate football at Northwestern State University, formerly Northwestern State College and Louisiana State Normal. Although football games were played against club teams, area high schools and town teams prior to 1907, the first intercollegiate game for NSU took place against Louisiana Polytechnic. It didn't end well, a 43-0 loss, but it started something big.

This is the 102nd year, and Saturday's game will be the 937th game, with Northwestern owning an all-time record of 493-406-22



Northwestern State Football

Southland Conference Champions 1988, 1997, 1998, 2004 • NCAA I-AA Playoffs 1988, 1997, 1998, 2001, 2002, 2004

(.550). The Demons celebrated their football centennial in 2007, highlighted by fans voting and a blue-ribbon committee finalizing a roster of the Top 100 Players in Demon History. Assistant coach Brad Laird was on the roster.

One of America's best defenders is kin of Demon great

Eric Berry, the highly-regarded safety for Tennessee, is the nephew of NSU great Arthur "Tank" Berry. The Vols' safety was featured in ESPN The Magazine with the story's author claiming Berry's uncle is the greatest defensive lineman in Northwestern State history. While it's subjective, it could be true, or it might have been a good natured jab at one of the Vols' coaches. Vols assistant head coach/defensive line coach Ed Orgeron, like Tank Berry, made the Top 100 Players in Demon Football History list in 2007. Berry was a 1984 All-American and the Gulf Star Conference Male Athlete of the Year.

His nephew is currently listed as the No. 2 NFL Draft prospect on Mel Kiper Jr.'s "Big Board."

Another SEC starter, LSU sophomore center T-Bob Hebert, is the son of Demon great and NFL star Bobby Hebert.

Demons are tough in Turpin

Northwestern has won 70% (110-47-1) of its games in Turpin Stadium. Since the start of the 1998 season the Demons are 46-14 (77%) at home.

Five times (1980, 6-0; 1982, 5-0; 1988, 5-0; 2002, 4-0; 2004, 6-0) Northwestern has gone unbeaten at home in Turpin Stadium.

New turf is most visible improvement for 2009 at Turpin

The brand-new V-Turf field (the 'V' could stand for "vibrant" or "vivid" but it actually stands for "Vibra") is the most apparent upgrade for the 2009 season at 33-year-old Turpin Stadium, built on the foundation of storied Demon Stadium (the lower deck of the west side is the original Demon Stadium). It's not the only improvement.

Much of the exterior of the stadium has been painted purple -- all portals and the base of the walls bordering the field being the most obvious locations.

A lightning strike last year knocked out 24 of the 27 "woofers" on the new public address system, and that has been repaired to great benefit for fans in and around the stadium. The visiting radio booth has been relocated to the fifth level of the press box, its' original site.

The V-Turf is the major upgrade. The project was completed in mid-July at a cost of \$1 million, which included a complete redesign of the drainage system for the stadium. The surface is a product of Vibra-Whirl Sports, Ltd., a southern-based firm founded in 1952. Vibra-Whirl was one of the first companies to install the "infill" synthetic turf fields in 1998 and has installed more than 100 fields. After several years of research and experience installing other products, Vibra-Whirl designed its own V-Turf. It is designed to last longer than other surfaces due to higher specifications, notably a 42-ounce monofilament fiber with an all-rubber infill. The 42-ounce face weight of the fiber is four ounces heavier than the most prominent turf product nationally. The infill system prevents

severe compaction (hardening of the field). It was installed over a new base material consisting of crushed stone rock for superior drainage. Recent rainy weather has proven the new surface does drain extremely well, and there is excellent traction for players on the field. The field colors are eye-catching.

Improvements in 2008 were installation of a \$1.6 million video scoreboard system and related signage, along with the replacement of fencing around the stadium and in the athletic complex with black wrought-iron fencing and brick columns. Among the Turpin Stadium signage are 55 "pillar signs" honoring the Demons' remarkable NFL legacy, with each NSU star who played at least one full season in the NFL being featured on an individual pillar sign under the west side of the stadium.

NSU's NFL tradition

Northwestern has a proud tradition of producing pro football players -- and pro stars. Among the dozens of Demons advancing to the NFL have been eight who have become Pro Bowlers, nine who have played in the Super Bowl, one in the Pro Football Hall of Fame (Jackie Smith) and two in the College Football Hall of Fame (Joe Delaney, Gary Reasons).

Two (Bobby Hebert, Mark Duper) have been featured on the cover of Sports Illustrated.

All of the players who played at least one full season are featured with their own personalized displays on pillars underneath the west side of Turpin Stadium. Nearly two dozen others who went to NFL camps are listed on 2 more pillars.

Two former players coaching on Sundays this season

This season, there are 4 NSU alumni active in the NFL, 2 playing with the Buffalo Bills. Two more former Demon players are coaching. New Orleans Saints defensive line coach Bill Johnson and Philadelphia Eagles assistant strength coach Barry Rubin are on NFL sidelines each Sunday.

Johnson played center from 1975-78, and Rubin was a Jewish All-America tight end from 1978-80. Johnson and Rubin were student/graduate coaches and began their coaching careers here.

Rubin is in his 13th NFL season. He was formerly assistant and then head strength coach in Green Bay, and returned to the NFL ranks last summer with the Eagles. Johnson is in his 10th NFL season.

2 Demons active on NFL rosters - both starting in Buffalo

Former Demon All-American Demetrius Bell and Terrence McGee are starters for the Buffalo Bills.

McGee is in his seventh season with the Bills having just signed the 2005 Pro Bowler to a long-term contract (4 years, \$27 million). McGee is a well-regarded starting cornerback who has also made a mark as a kick returner.

In 2005, McGee became the first player in NFL history to run back a kickoff and an interception for touchdowns in the same game (vs. Cincinnati). He shares the Bills' franchise record with 7 return TD (5 KOR, 1 int., 1 fumble).

Bell was a 2007 All-American for the Demons. He was a 7th-round 2008 NFL Draft pick by the Bills. He defied projections that

had him, at best, making the practice squad last year. He became a starter this season.

Rookie free agent receiver Dudley Guice Jr. is in the Canadian Football League with the Winnipeg Blue Bombers.

Another former Demon, 2004 All-American LB Jamall Johnson, is a veteran with the CFL's Hamilton Tiger Cats.

Northwestern State Demons 2009 Depth Chart as of 11/4/9

Purple Strike Offense (Multiple)

WR – 88 Darius Duffy (5-10, 198, Sr.), 18 Bradley Brown (5-10, 170, Fr.), 1 Jeremy Jefferson (5-7, 168, Jr.)

TE – 3 Justin Aldredge (5-11, 211, So.), 87 Wade Williams (6-4, 231, Fr.), 33 Kyle Howard (6-1, 238, Jr.),

LT – 74 Jesse Hernandez (6-2, 260, So.), 72 Eric Pease (6-5, 254, So.)

LG – 78 Michael Booker (6-3, 314, Jr.), 67 Destry Hesskew (6-3, 270, Fr.),

C – 66 Marcus Washington (6-3, 295, Sr.), 58 Darius Perkins (6-1, 264, Sr.)

RG – 77 Zach Case (6-2, 290, So.), 67 Destry Hesskew (6-3, 270, Fr.),

RT – 76 Larry Calcote (6-4, 285, Fr.), 77 Zach Case (6-2, 290, So.)

WR – 85 Thomas Jackson (6-2, 203, Fr.), 84 Adrian Reese (6-7, 205, Jr.), 22 Phillip Harvey (5-7, 155, Fr.)

QB – 13 Paul Harris (6-1, 190, Fr.), 8 Tyler Wolfe (6-5, 228, Jr.), Stephen Stamey (6-0, 213, Fr.)

FB – 38 Dante Austin (5-10, 249, Sr.), 40 Quentin Goodie (5-11, 255, Sr.),

TB – 6 William Griffin (5-10, 208, Sr.), 9 Quentin Castille (6-1, 235, Jr.), 27 Terrance George (5-8, 179, Fr.)

Purple Swarm Defense (4-3-4)

LE – 52 Scott Wattigny (6-1, 235, Sr.), 98 Ledell Love (6-1, 244, Jr.)

DT – 99 Dennis Clark (6-1, 283, Jr.), 75 Quinn Anthony (6-2, 275, Fr.), 91 Lewis Siler (6-3, 295, Jr.)

NT – 90 Albert Smith (6-0, 301, Sr.), 59 D.J. Shaw (6-0, 289, Jr.), 95 Denzell Hawkins (6-5, 250, Fr.)

RE – 94 Josh Daniels (6-2, 232, Sr.), 50 William Davis (6-2, 234, Sr.)

RLB – 55 Isaiah Greenhouse (6-2, 232, Sr.), 45 Lamont Simmons (6-1, 202, Jr.), 51 Yaser Elqutub (6-1, 202, So.)

MLB – 49 Blake Delcambre (6-1, 240, Sr.), 56 Derrick Rose (5-11, 225, Fr.)

WLB – 11 Rogers Loche (5-11, 235, Sr.), 29 Colby Arceneaux (5-7, 192, Jr.),

LCB – 14 Kasey Brown (5-9, 170, Sr.), 26 Phil LeBlanc (5-8, 173, So.), 39 Deondre Smith (5-7, 165, Fr.)

RCB – 19 Cashas Pollard (5-10, 184, So.), 24 Jeremy Lane (6-0, 171, So.)

SS – 2 Gary Riggs (6-2, 215, Sr.), 35 Xavier Lee (5-9, 183, So.)

FS – 25 Wesley Eckles (6-0, 186, Sr.), 20 Cortez Paige (6-1, 180, Fr.)

Wild Demon Specialists

PK – 37 John Shaughnessy (5-11, 185, Fr.)

SS – 42 Bradley Russo (5-11, 214, Jr.), 89 David Larsen (6-2, 196,

So.)

H – 26 Phil LeBlanc (5-8, 173, So.)

P – 42 Bradley Russo (5-11, 214, Jr.), 63 Nic Russo (6-1, 193, So.)

KOR – 18 Bradley Brown (5-10, 170, Fr.), 22 Phillip Harvey (5-7, 155, Fr.), 31 Ridge Turner (6-1, 178, Fr.)

PR – 18 Bradley Brown (5-10, 170, Fr.), 22 Phillip Harvey (5-7, 155, Fr.)

PRONUNCIATION GUIDE

PLAYERS

Justin Aldredge = ALL-dredge

Dante Austin = DON-tay

Colby Arceneaux = R-sin-NO

Brashard Booker = Bru-SHARD

Jeff Bordelon = BORE-duh-lawn

Larry Calcote = CAL-coat

Mark Cassimere = CAZSH-meer

Blake Delcambre = DELL-com

Trevor Eickman = EYE-ck-man

Yaser Elqutub = YAS-sir Elk-atub

Marcus Golman = GALL-man

Denzell Hawkins = DEN-zul

Lance Lacoste = La-cost

Phil LeBlanc = LUH-bluh

Brant Legendre = LUH-jzune

Rechard Llorens = Re-SHARD Low-RENZ

Rogers Loche = LOCK

Ledell Love = LUH-dell

Eric Pease = Peas

Cashas Pollard = CASH-us

Jace Prescott = JAY-ss

Cory Ragas = RAY-gus

Bradley Roussel = Rew-SELL

Scott Wattigny = WATT-knee

COACHES

Bradley Dale Peveto = PEA-vit-oh

Jeremy Offutt = OFF-it

Matt Kubik = COOB-ick

PLACES

Carencro = CARE-in-crow

Opelousas = OPP-uh-loose-us

Amite = Ay-MEET

Lafayette = LAFF-a-yet

Marrero = Muh-RARE-oh

Bourg = Burg

Natchitoches = NACK-uh-dish

Thibodaux = TIB-o-dough

Humble = Umble

SCHOOLS

Menard = Menn-ARD

Ouachita Parish = WASH-it-aw

South Terrebone = TERRY-bone

Bastrop = BAST-rup

Haughton = HOTT-un

Central LaFourche = La-FOOSH

South Plaquemines = PLACK-uh-min

The Last Time it Happened...

KICKOFF RETURN FOR A TD

NSU: Justin Perry, 95 yds vs SE Okla., 9/27/08
Opponent: Ladarius Webb (Nicholls) 78 yds, 10/11/08

PUNT RETURN FOR TD

By NSU: Toby Zeigler vs SHSU, 71 yds, 11/13/04
Opponent: Brian Murph (Kansas), 70 yds, 9/2/06

BLOCKED PUNT RETURN FOR TD

By NSU: Kevin Perry, 17 yards, 9/27/08
Opponent: Jeff Foster (Kansas), 0 yds, 9/2/06

INTERCEPTION RETURN FOR TD

NSU: Kasey Brown, 40 yards vs. Texas State, 11/1/08
Opponent: Baylor (2), 9/26/09

FUMBLE RECOVERY FOR TD

NSU: Josh Daniels, 0 yds vs. A&M-Commerce, 8/30/8
Opponent: None in last 4 years

FUMBLE RETURN FOR TD

NSU: Paul Mefford, 47 yards vs Stephen F. Austin, 11/17/05
Opponent: Desmond Lighten (McNeese), 29 yds, 10/17/09

SAFETY RECORDED

NSU: Ray Martin vs. Texas State, 10/28/06
Opponent: Team (North Dakota), 9/19/09

SHUTOUT AT TURPIN STADIUM

NSU: vs Oklahoma Panhandle State, 59-0, 10/4/03
Opponent: vs Central Arkansas, 34-0, 10/10/9

SHUTOUT ON ROAD

NSU: at Nicholls State, 9-0, 10/21/06
Opponent: vs. Nicholls State at Nicholls, 58-0, 10/6/07

BLOCKED A PUNT

NSU: Adam Varnado vs. SE Okla., 9/27/08
Opponent: North Dakota, 9/19/9

BLOCKED A FIELD GOAL or EXTRA POINT

NSU: Kasey Brown vs. Sam Houston, 10/31/9 (FG)
Opponent: North Dakota, 9/19/9 (PAT)

MISSED AN EXTRA POINT (KICK)

NSU: John Shaughnessy vs. McNeese, 10/17/9
Opponent: McNeese, 10/17/9

100-YARD RUSHING GAME

NSU: 144, Paul Harris vs. TXST, 10/24/9
Opponent: 131 yds (7 car.), Frank Salubi (Baylor) 9/26/9

200-YARD RUSHING GAME

NSU: 231 yds (35 car.) Byron Lawrence vs SFA, 11/17/08
Opponent: 224 yds (29 car.), Rony Rogers (Jacksonville St.), 11/4/00

300-YARD PASSING GAME

NSU: 307 yds (25-38), Tyler Wolfe vs. North Dakota, 9/19/9
Opponent: 359 yds (23-30-0, 4 TD), Case Keenum (UH), 9/5/9

400-YARD PASSING GAME

NSU: None
Opponent: 431 yds, Bob Bounds (East Texas State), 9/28/91

100-YARD RECEIVING GAME

NSU: 178 yds (11 rec.), Dudley Guice vs. SFA, 11/22/08
Opponent: 129 yards (11 rec.), Da'Marcus Griggs (TXST), 10/24/9

200-YARD RECEIVING GAME

NSU: 222 yds (13 rec.), Nathan Black at Montana, 12/1/01
Opponent: 214 yds, Chris Jones (ULM), 10/5/85

* - NSU School Record

** - NSU and NCAA Record

- NCAA Record

60+ YARD PUNT

By NSU: 72 yds, Marshall Burton at Nicholls, 10/6/07
Opponent: 61 yds, Derek Epperson (Baylor), 9/6/08

50+ YARD PUNT

By NSU: 52 yds, Bradley Russo vs. Baylor, 9/26/9
Opponent: 53 yds, Derek Epperson (Baylor) 9/26/9

3+ TD'S SCORED IN A GAME (Rush, Pass, Receiving)

NSU: 3-John Hundley (1 rush, 2 pass) vs. Grambling, 9/14/08
Opponent: 3-Terran Ganaway (Baylor, 3 rush) 9/26/9

4+ TD'S SCORED IN A GAME (Rush, Pass, Receiving)

NSU: 4-Germayne Edmond (3 rush, 1 pass) vs. HSU, 9/1/07
Opponent: 4-Case Keenum (4 pass), UH, 9/5/9

THREE RUSHING TD'S IN A GAME

NSU: Germayne Edmond vs. HSU, 9/1/07
Opponent: Terran Ganaway, Baylor, 9/26/9

THREE PASSING TD'S IN A GAME

NSU: Tyler Wolfe (3) vs. North Dakota, 9/19/9
Opponent: Derrick Fourroux (3), McNeese, 10/17/9

FOUR PASSING TD'S IN A GAME

*NSU: Paul Harris (4) vs. Sam Houston State, 10/31/9
Opponent: Case Keenum (4), Houston, 9/5/9

THREE RECEIVING TD'S IN A GAME

NSU: Chris Pritchitt vs Illinois State, 11/28/98
Opponent: M. Crabtree, Texas Tech (3), 9/29/07

SHUTOUT D-I

NSU: 9-0 at Nicholls State, 10/21/06
Opponent: 34-0, Central Arkansas, 10/10/9

TD RUN 50-59 YARDS

NSU: 53 yds, Germayne Edmond vs. HSU, 9/1/07
Opponent: 59 yds, Rhett Bomar, SHSU, 10/20/07

60-69 YARDS

NSU: 69 yds, Derrick Johnese vs SW Oklahoma, 10/19/02
Opponent: 63 yds, Toddrick Pendland, McN, 11/10/07

70-79 YARDS

NSU: 73 yds, Derrick Johnese vs SHSU, 11/13/04
Opponent: 76 yds, Jarred Salubi (Baylor), 9/26/9

80-89 YARDS

NSU: 82 yds, Derrick Johnese vs SE Louisiana, 10/11/03
Opponent: 80 yds, Andrei Francis (Del. State), 9/13/03

90+ YARDS

NSU: 91 yds, Tony Taylor vs SFA, 11/20/99
Opponent: 90 yds, Severo Benoit (McNeese), 10/6/51

TD PASS 50-59 YARDS

NSU: 54 yards, Tyler Wolfe to Adrian Reese vs North Dakota, 9/19/9
Opponent: 58 yards, Robbie Park to Isaiah Jackson, UCA, 10/10/9

60-69 YARDS

NSU: 62 yds, D. Vinson to T. Zeigler vs Nicholls, 10/25/03
Opponent: 65 yds, TAMC (Mayo to Thornton), 8/30/8

70-79 YARDS

NSU: 73 yds, Calvin Stoker to Dudley Guice, vs. SFA, 11/20/8
Opponent: 71 yds, UCA (Brown to Ware), 11/8/08

80-89 YARDS

NSU: 85 yds, Davon Vinson to Toby Zeigler at ULM (9/1/05)
Opponent: 82 yds, SFA (Illiams to Tompkins), 11/20/04

90-99 YARDS

**NSU: 99 yds, Scott Stoker to Victor Robinson vs ULM, 10/21/89
Opponent: 94 yds, SHSU (Hicks to Perry), 10/7/06

2009 Game Recaps

GAME 1: HIGH-SPEED COUGARS SPRINT PAST DEMONS

It was no fluke when Houston QB Case Keenum led the FBS ranks with a 402-yard total offense average in '08, and the Cougars ranked No. 2 nationally with a 563-yard average. The Demons saw first-hand Sept. 5 in the season opener for both teams as UH scored on its first 5 series. NSU drove 97 yards on 16 plays for its TD, converting two third downs and two fourth downs.

Game Captains: QB John Hundley, LB Rogers Loche, LB Isaiah Greenhouse • **Scout Team Player of the Week:** FB Brant Legendre • **Big Stick Award:** WR Adrian Reese, LB Isaiah Greenhouse

	1	2	3	4	-	F
Northwestern State (0-1)	0	7	0	0	-	7
Houston (1-0)	28	13	7	7	-	55

1st 11:34 HOU - Sims 23 yd pass from Keenum (Mannisto kick), HOU 7-0
 08:39 HOU - Beall 17 yd run (Mannisto kick), HOU 14-0
 07:10 HOU - Castille 22 yd pass from Keenum (Mannisto kick), HOU 21-0
 02:30 HOU - Sims 1 yd run (Mannisto kick), HOU 28-0
 2nd 11:30 HOU - Beall 15 yd pass from Keenum (Mannisto kick), HOU 35-0
 02:48 NSU - Aldredge 1 yd pass from Hundley (Shaughnessy kick), HOU 35-7
 01:19 HOU - Keenum 7 yd run (Mannisto kick blocked), HOU 41-7
 3rd 12:07 HOU - Rodriguez 8 yd pass from Keenum (Mannisto kick), HOU 48-7
 4th 05:26 HOU - Williams 7 yd pass from Turner (Hogan kick), HOU 55-7
 Stadium: Robertson Stadium (Houston, Tex)
 Weather: 92 degrees, ENE 3, Partly Cloudy, Time of game: 3:12, A: 22,043

YARDSTICK	NSU	HOU
First Downs	19	30
Rushing (att.-yards)	40-157	27-91
Passing yards	106	447
Passes completed-attempt	22-36	32-44
Interceptions thrown	0	0
Times QB was sacked	1	1
Total offense	263	538
Possession time	36:28	23:32
3rd down conversions	6 of 17	6 of 10
4th down conversions	2 of 2	0 of 0
Return yards	140	41
Fumbles (no.-lost)	3-3	1-1
Penalties-yards	8-67	1-6
Punts-average	8-37.5	4-41.0

NSU INDIVIDUAL STATISTICS • OPPONENT LEADER

Rushing: NSU - William Griffin 10-63; Paul Harris 9-54; John Hundley 10-21; Quentin Castille 8-12; Phillip Harvey 1-6; Sidney Riley 2-1. HOU - Bryce Bell 9-58.
Passing: NSU - John Hundley 22-34, 106, 1td; Paul Harris 0-2. HOU - Casey Keenum 23-30, 359, 4 tds.
Receiving: NSU - Darius Duffy 6-43; Justin Aldredge 4-7, 1td; Thomas Jackson 3-0; Jasper Edwards 2-14; Quinten Goodie 2-11; Bradley Brown 2-10; Adrian Reese 1-11; Jeremy Jefferson 1-6; Quentin Castille 1-4. HOU - Charles Sims 6-128, 1td.
Offensive Line Grades: Destry Hesskew 100%, 3 snaps; Michael Booker 81%, 71 snaps, 5 KD; Jesse Hernandez 80%, 72 snaps, 3 KD; Zach Case 78%, 58 snaps, 2 KD; Jace Prescott 74%, 65 snaps, 2 KD; Marcus Washington 71%, 73 snaps, 1 KD; Darius Perkins 55%, 11 snaps; Jeff Bordelon 34%, 3 snaps, 1 KD; Larry Calcoate 34%, 3 snaps, 1 KD; Eric Pease 29%, 18 snaps.
Defenders: Gary Riggs 9 hits; Kasey Brown 7 hits, PBU; Cortez Paige 7 hits, 1-11 TFL; Wesley Eckles 6 hits, PBU; Ledell Love 5 hits; Rogers Loche 5 hits; Colby Arceneaux 4 hits; Jeremy Lane 4 hits; Isaiah Greenhouse 4 hits, 1-1 TFL; Albert Smith 4 hits, 1-7 sacks, 1-7 TFL; Blake Delcambre 4 hits; Cashas Pollard 3 hits; Derek Rose 2 hits, FF, QBH; Quinn Anthony 2 hits, blocked kick; Josh Daniels 2 hits; Xavier Lee 1 hit; Dennis Clark 1 hit; Phil LeBlanc 1 hit; Denzell Hawkins 1 hit; Scott Wattigny blocked kick; Lamont Simmons FR.

DEMON NOTEPAD

- Nine true freshmen played for the Demons. Three started: WR Thomas Jackson, KR Bradley Brown and PK John Shaughnessy.
- Houston followed the NSU win by going to Stillwater and toppling No.5-ranked Oklahoma State 45-35.
- UH's Robertson Stadium was home to the AFL's Houston Oilers, with Demon greats Charlie Hennigan and Charlie Tolar as All-AFL stars. Tolar's widow, Barbara, and family members attended the game.



Justin Aldredge with his first career touchdown reception.

GAME 2: TIGERS CAPITALIZE ON TURNOVERS TO TOPPLE DEMONS

On a drizzly Sept. 12 in Robinson Stadium, NSU dominated the first half (222 yards to 87) but had only a 14-7 lead, failing to score on four trips inside the Tigers' 30, including the first three series of the night. Grambling cashed in Demon turnovers to rally into a lead, scoring off three turnovers in a 7-minute span sandwiched around halftime.

Game Captains: TB William Griffin, S Wesley Eckles, FB Quentin Goodie • **Scout Team Players of the Week:** LB Jarrett Hardnett, QB Stephen Stamey, WR Reggie Turner • **Big Stick Award:** S Cortez Paige

	1	2	3	4	-	F
Northwestern State (0-2)	0	14	0	3	-	17
Grambling (1-1)	0	7	17	14	-	38

2nd 11:01 NSU - Castille 2 yd run (Shaughnessy kick), NSU 7-0
 06:03 NSU - Griffin 4 yd run (Shaughnessy kick), NSU 14-0
 01:57 GSU - Lenard 37 yd fumble recovery (Johnson kick), NSU 14-7
 3rd 11:23 GSU - Copeland 24 yd int. return (Johnson kick), 14-14
 10:34 GSU - Anthony 25 yd int. return (Johnson kick), GSU 21-14
 00:37 GSU - Johnson 30 yd field goal, GSU 24-14
 4th 12:48 NSU - Shaughnessy 27 yd field goal, GSU 24-17
 08:02 GSU - Phillips 0 yd fumble recovery (Johnson kick), GSU 31-17
 01:42 GSU - Walker 5 yd run (Johnson kick), GSU 38-17
 Stadium: Robinson Stadium (Grambling, La)
 Weather: 80 degrees, Rainy, Time of game: 3:20, A: 5,432

YARDSTICK	NSU	GSU
First Downs	15	20
Rushing (att.-yards)	43-186	47-169
Passing yards	138	144
Passes completed-attempt	13-29	18-31
Interceptions thrown	4	2
Times QB was sacked	1	2
Total offense	324	313
Possession time	25:26	34:34
3rd down conversions	1 of 12	7 of 17
4th down conversions	1 of 4	1 of 2
Return yards	98	145
Fumbles (no.-lost)	5-2	6-2
Penalties-yards	7-61	11-156
Punts-average	2-32.0	3-32.3

NSU INDIVIDUAL STATISTICS • OPPONENT LEADER

Rushing: NSU - Quentin Castille 18-114, 1td; William Griffin 15-78, 1td; Paul Harris 3-9; John Hundley 5-7. GSU - Frank Warren 12-156.
Passing: NSU - John Hundley 13-28, 138, 4 int; Paul Harris 0-1. GSU - Greg Dillon 18-31, 144, 2 int.
Receiving: NSU - William Griffin 5-38; Dante Austin 2-42; Darius Duffy 2-24; Bradley Brown 2-7; Quentin Castille 1-15; Justin Aldredge 1-12. GSU - Rodale Pippen 6-39.
Offensive Line Grades: Michael Booker 85%, 72 snaps, 5 KD; Zach Case 82%, 33 snaps; Destry Hesskew 74%, 16 snaps; Marcus Washington 73%, 69 snaps, 5 KD; Larry Calcoate 52%, 74 snaps, KD; Darius Perkins 47%, 43 snaps, 2 KD; Eric Pease 37%, 40 snaps, 2 KD.
Defenders: Blake Delcambre 12 hits, 2-14 sacks, 2-5-15 TFL, FF; Rogers Loche 9 hits, 3-45 TFL; Gary Riggs 9 hits, FR, PBU; Wesley Eckles 7 hits, 2 int; Kasey Brown 6 hits, PBU; Dennis Clark 5 hits, 1-1 TFL, FF; Albert Smith 5 hits; Quinn Anthony 3 hits, FR; Lamont Simmons 3 hits, 0-5-4 TFL; Ledell Love 3 hits, 2-24 sacks, 2-25 TFL, FF; Colby Arceneaux 2 hits; Isaiah Greenhouse 2 hits; Josh Daniels 2 hits, 2 QBH; Cortez Paige 2 hits; Justin Aldredge 1 hit; Xavier Lee 1 hit; Cashas Pollard FR, PBU.

DEMON NOTEPAD

- It was the Demons' first-ever football visit to Grambling, 65 miles away from NSU.
- Quentin Castille registered his first 100-yard rushing game as a Demon, his third career (2 at Nebraska)
- NSU played without OL starters Jesse Hernandez (ill) and Jace Prescott (injury) and with a third OL starter, Zach Case, playing against doctor's advice (ill).



Wesley Eckles with one of his two interceptions for the game.

2009 Game Recaps

GAME 3: OUTCOME OVERSHADOWS PROGRESS BY DEMONS

North Dakota's game-opening goalline stand and halfback Mitch Sutton proved decisive Sept. 19 as the visiting Fighting Sioux posted a 27-20 victory to spoil the 2009 home opener in an SLC TV game at Turpin Stadium. Sutton ran for a 47-yard touchdown out of the wildcat formation, threw for a 17-yard score on a halfback pass and blocked a punt for a safety. UND (1-1) opened the game by stopping the Demons (0-3) cold on third and fourth down inside the 1 to blunt a 13-play, 67-yard drive with the opening kickoff.

Game Captains: FB Dante Austin, FS Wesley Eckles, LB Colby Arceneaux • **Scout Team Players of the Week:** LB Russell Owens, LB Daniel Odu, LB Blake Poincon
Big Stick Award: LB Isaiah Greenhouse

	1	2	3	4	-	F
North Dakota (1-1)	9	7	9	2	-	27
Northwestern State (0-3)	0	6	7	7	-	20

1st 04:10 UND - Hellavang 50 yd field goal, UND 3-0
 01:27 UND - Sutton 47 yd run (Hellavang kick blocked), UND 9-0
 2nd 11:31 NSU - Reese 54 yd pass from Wolfe (Shaughnessy kick blocked), UND 9-6
 07:19 UND - Dressler 17 yd pass from Sutton (Hellavang kick), UND 16-6
 3rd 12:04 NSU - Brown 3 yd pass from Wolfe (Shaughnessy kick), UND 16-13
 03:58 UND - TEAM safety, UND 18-13
 00:12 UND - Bamba 55 yd pass from Landry (Hellavang kick), UND 25-13
 4th 01:35 NSU - Griffin 9 yd pass from Wolfe (Shaughnessy kick), UND 25-20
 01:04 UND - TEAM safety, UND 27-20

Stadium: Turpin Stadium (Natchitoches, La.)
 Weather: 87 degrees, SSW 4-7, Partly Cloudy, Time of game: 3:10, A: 10,258

YARDSTICK	UND	NSU
First Downs	9	20
Rushing (att.-yards)	34-96	39-123
Passing yards	173	311
Passes completed-attmpt.	13-21	26-39
Interceptions thrown	1	0
Times QB was sacked	2	0
Total offense	269	434
Possession time	28:15	31:45
3rd down conversions	6 of 16	9 of 19
4th down conversions	0 of 0	1 of 4
Return yards	53	157
Fumbles (no.-lost)	0-0	4-2
Penalties-yards	10-78	10-78
Punts-average	9-43.9	10-29.5

NSU INDIVIDUAL STATISTICS • OPPONENT LEADER

Rushing: NSU - Griffin 18-78; Castille 15-36; Harvey 2-20; TEAM 1-(-2); Harris 1-(-3); Wolfe 2-(-6). UND - Sutton 15-74, td.
Passing: NSU - Wolfe 25-38, 307, 3 tds; Harris 1-1, 4. UND - Landry 12-20, 156, td, int.
Receiving: NSU - Duffy 9-77; Griffin 4-35, td; Brown 3-38, td; Aldredge 3-28; Reese 2-84, td; Jackson 2-31; Castille 2-13; Turner 1-4. UND - Bamba 6-98, td.
Offensive Line Grades: Zach Case 84%, 86 snaps, 7 KD; Michael Booker 82%, 86 snaps, 4 KD; Marcus Washington 61%, 86 snaps, 5 KD; Larry Calcote 51%, 86 snaps, 4 KD; Darius Perkins 32%, 86 snaps, 8 KD.
Defenders: Blake Delcambre 16 hits, 0.5-13 sacks, 1.5-13 TFL, PBU, QBH; Scott Wattigny 12 hits, 1.5-4 TFL; Rogers Loche 11 hits; Albert Smith 10 hits, QBH; Colby Arceneaux 7 hits, PBU; Gary Riggs 5 hits; Ledell Love 5 hits, block; Cortez Paige 4 hits; Wesley Eckles 4 hits, 1-51 int, PBU; Isaiah Greenhouse 3 hits; Ricky Issac 3 hits; William Davis 2 hits, 1-10 sack, 1-10 TFL, QBH; Cashas Pollard 2 hits; Dennis Clark 2 hits, 1-1 TFL; Lewis Siler 2 hits; Lamont Simmons 2 hits, 0.5-13 sacks; D.J. Shaw 2 hits, QBH; Kasey Brown 2 hits; Jeremy Lane 1 hit; Brashard Booker 1 hit.

DEMON NOTEPAD

- Tyler Wolfe, seeing his first action at NSU, became the first Demons quarterback to throw for more than 300 yards since Craig Nail did it in his final game at NSU in the 2001 playoffs at Montana, and became the first NSU QB since Davon Vinson in 2005 to complete three TD passes in a game.
- NSU again played without O-line starters RG Jace Prescott (out for the year, knee) and RT Jesse Hernandez (III). True freshman Larry Calcote got his second start at RT.
- Wesley Eckles nabbed his fifth interception in the last four games dating back to last year, and his third pickoff in two games, returning it 51 yards to the UND 3. The Wolfe-to-Brown touchdown pass came three snaps later.
- Darius Duffy's career-high 9 receptions rank 6th in NSU's single-game records.
- The new "We Got Game" video debuted before the game on the videoblog, including a guitar solo by Rock & Roll Hall of Fame musician James Burton.



NSU stages "The Demon Walk" through the tailgating area as they head to the lockerroom to prepare for kickoff. The walk is one of several new traditions at NSU.

GAME 4: BEARS ROAR TO LIFE, DEMOLISH DEMONS

The non-conference season for Northwestern State ended Saturday, Sept. 26 much the same way it began, with a Texas-sized thrashing from a much larger foe. After a fourth-down stop ended Baylor's first drive, NSU pounded it downfield, taking 15 plays, 12 on the ground, to cover 75 yards and go ahead 7-0, but Baylor erupted with 27 second-quarter points to take command.

Game Captains: WR Darius Duffy, DE Scott Wattigny, S Gary Riggs • **Scout Team Players of the Week:** S Calvin Morton, LB Bradley Roussel, FB Brant Legendre
Big Stick Award: S Gary Riggs, LB Bradley Roussel

	1	2	3	4	-	F
Northwestern State (0-4)	7	3	0	3	-	13
Baylor (2-1)	14	27	27	0	-	68

1st 05:24 NSU - Griffin 1 yd run (Shaughnessy kick), NSU 7-0
 03:03 BU - Ganaway 1 yd run (Parks kick), 7-7
 00:34 BU - Wright 42 yd pass from Griffin (Parks kick), BU 14-7
 2nd 11:56 BU - Wright 38 yd pass from Griffin (Parks kick), BU 21-7
 10:05 BU - Sakubi 76 yd run (Parks kick), BU 28-7
 05:17 NSU - Shaughnessy 40 yd field goal, BU 28-10
 02:45 BU - Ganaway 9 yd run (Parks kick failed), BU 34-10
 00:02 BU - Gettis 42 yd pass from Griffin (Stone kick), BU 41-10
 3rd 11:07 BU - Lamb 25 yd interception return (Stone rush failed), BU 47-10
 06:48 BU - Jefferson 18 yd pass from Szymanski (Stone kick), BU 54-10
 05:46 BU - Casey 66 yd interception return (Stone kick), BU 61-10
 03:19 BU - Ganaway 2 yd run (Stone kick), BU 68-10
 4th 13:21 NSU - Shaughnessy 25 yd field goal, BU 68-13
 Stadium: Floyd Casey Stadium (Waco, Texas)

Weather: 87 degrees, calm winds, sunny, Time of game: 3:29, A: 36,452

YARDSTICK	NSU	BU
First Downs	17	25
Rushing (att.-yards)	43-133	33-283
Passing yards	115	284
Passes completed-attmpt.	19-31	16-25
Interceptions thrown	2	0
Times QB was sacked	2	0
Total offense	248	567
Possession time	38:58	21:02
3rd down conversions	6 of 16	5 of 9
4th down conversions	0 of 0	0 of 3
Return yards	232	244
Fumbles (no.-lost)	2-2	2-1
Penalties-yards	12-95	6-54
Punts-average	7-37.1	1-53.0

NSU INDIVIDUAL STATISTICS • OPPONENT LEADER

Rushing: NSU - William Griffin 19-74, td; John Hundley 4-42; Terrence George 6-15; Quinten Castille 8-7; Ridge Turner 1-5; Quinten Goodie 1-0; Jeremy Jefferson 2-0; Wolfe 2-(-10). BU - Salubi 7-131, td.
Passing: NSU - Tyler Wolfe 13-21, 89, 2 ints; John Hundley 6-10, 26. BU - Griffin 13-19, 226, 3 tds.
Receiving: NSU - Darius Duffy 4-41; Thomas Jackson 4-23; Bradley Brown 2-16; Adrian Reese 2-14; Justin Aldredge 2-11; Phillip Harvey 2-(-4); Quinten Castille 1-5; William Griffin 1-5; Jeremy Jefferson 1-4. BU - Wright 5-105, 2 tds; Gettis 4-85, td; Taylor 2-23; Williams 1-40; Jefferson 1-18, td; Akers 1-8; Sampson 1-5; Smith 1-0.
Offensive Line Grades: Zach Case 74%, 57 snaps; Michael Booker 64%, 63 snaps, 3 KD; Destry Hesskew 63%, 59 snaps, 3 KD; Mark Cassimere 60%, 10 snaps; Marcus Washington 57%, 67 snaps, 1 KD; Darius Perkins 49%, 28 snaps; Larry Calcote 47%, 75 snaps; Jeff Bordelon 32%, 10 snaps, 1 KD; Bryan Munch 30%, 10 snaps; Eric Pease 29%, 20 snaps, 1 KD.
Defenders: Gary Riggs 10 hits; Cortez Paige 7 hits; Derek Rose 6 hits; Wesley Eckles 6 hits; Jeremy Lane 5 hits; Blake Delcambre 4 hits, FR; Rogers Loche 4 hits, FF; Colby Arceneaux 3 hits; Xavier Lee 2 hits, PBU; Ricky Issac 2 hits; Ledell Love 2 hits, PBU; Josh Daniels 2 hits; Cashas Pollard 1 hit; Adrian Reese 1 hit; Yaser Elqutub 1 hit; Kasey Brown 1 hit; Albert Smith 1 hit, 2 QBH; Jamaal White 1 hit; Lewis Siler 1 hit, QBH; Bradley Russo 1 hit.

DEMON NOTEPAD

- The Demons were beaten by an FBS foe for the ninth straight time, dropping their all-time mark to 10-25 vs. FBS teams.
- NSU moved to 0-5 since 2006 against Big XII opponents.
- William Griffin had a career-high 19 carries.
- For the second time in three games, an opponent returned two interceptions for TDs.
- Baylor QB Robert Griffin is the younger brother of record-setting Lady Demon hammer thrower DeJon Griffin.



William Griffin led the Demons with 74 yards on a career-high 19 carries, with a touchdown.

2009 Game Recaps

GAME 5: BEARS DOMINATE DEMONS IN SOUTHLAND CONFERENCE OPENER

No. 11-ranked Central Arkansas went on top quickly and pulled away late on a damp Saturday night, Oct. 10 as the Bears smothered the Demons (0-5, 0-1) while posting a dominating 34-0 win in the Southland Conference football opener for both teams at Turpin Stadium. UCA (4-1, 1-0) scored on its second play of the game. The Bears doubled their lead shortly before halftime, asserted control with scoring drives of 10 and 11 plays entering the fourth quarter and used two long touchdown bombs to blow open the game in the final period.

Game Captains: C Marcus Washington, LB Blake Delcambre, DT Albert Smith, TE Justin Aldredge • **Scout Team Players of the Week:** LB Daniel Odu, DL Bryan Ross
Big Stick Award: LB Isaiah Greenhouse

	1	2	3	4	-	F
#9/11 Central Arkansas (4-1, 1-0)	7	7	6	14	-	34
Northwestern State (0-5, 0-1)	0	0	0	0	-	0

1st 12:46 UCA - Hinton 48 yd run (Carmona kick), UCA 7-0
 2nd 04:59 UCA - Park 5 yd pass from Grimes (Carmona kick), UCA 14-0
 3rd 09:44 UCA - Carmona 30 yd field goal, UCA 17-0
 03:20 UCA - Carmona 37 yd field goal, UCA 20-0
 4th 12:56 UCA - Croom 46 yd pass from Park (Carmona kick), UCA 27-0
 06:22 UCA - Jackson 58 yd pass from Park (Carmona kick), UCA 34-0
 Stadium: Turpin Stadium (Natchitoches, La.)
 Weather: 60 degrees, NINE 8, Cloudy and Misty. Time of game: 2:42. A: 8,429

YARDSTICK	UCA	NSU
First Downs	19	14
Rushing (att.-yards)	39-268	35-115
Passing yards	165	81
Passes completed-attmpt.	11-19	14-32
Interceptions thrown	0	1
Times QB was sacked	0	1
Total offense	433	196
Possession time	29:31	30:29
3rd down conversions	4 of 10	3 of 16
4th down conversions	0 of 0	2 of 5
Return yards	34	177
Fumbles (no.-lost)	1-0	5-1
Penalties-yards	8-97	12-119
Punts-average	5-36.8	7-36.0

NSU INDIVIDUAL STATISTICS • OPPONENT LEADER

Rushing: NSU - Quentin Castille 14-49; Tyler Wolfe 4-31; William Griffin 9-20; John Hundley 5-13; Paul Harris 1-1; Terrance George 1-1; Phillip Harvey 1-0. UCA - Leonard Ceaser 13-92.

Passing: NSU - Tyler Wolfe 10-23, 52, int; John Hundley 4-9, 29. UCA - Robbie Park 10-18, 160, 2 td.

Receiving: NSU - Darius Duffy 4-28; William Griffin 3-37; Quentin Castille 3-6; Adrian Reese 2-0; Bradley Brown 1-8; Justin Aldredge 1-2. UCA - James Lovett 4-43.

Offensive Line Grades: Darius Perkins 100%, 3 snaps, 1 KD; Destry Hesskew 83%, 74 snaps, 4 KD; Zach Case 74%, 74 snaps, 2 KD; Marcus Washington 74%, 74 snaps, 1 KD; Jesse Hernandez 73 %, 22 snaps, 1 KD; Larry Calcoete 71%, 50 snaps, 2 KD; Michael Booker 71%, 74 snaps, 2 KD.

Defenders: Blake Delcambre 12 hits; Rogers Loche 9 hits, PBU; Albert Smith 8 hits, QBH; Gary Riggs 7 hits; Cashas Pollard 6 hits; Wesley Eckles 6 hits, QBH; Scott Wattigny 4 hits, QBH; Josh Daniels 4 hits; Jeremy Lane 4 hits; Isaiah Greenhouse 3 hits, PBU; Colby Arceneaux 3 hits; Ledell Love 2 hits; Xavier Lee 2 hits; Cortez Paige 2 hits; Kasey Brown 1 hit; Tyler Wolfe 1 hit; Dennis Clark 1 hit, QBH; Lewis Siler 1 hit; William Davis 1 hit, QBH.

DEMON NOTEPAD

- NSU went winless after five games for the first time since 1974.
- UCA gave up only three third-down conversions in 16 tries by Northwestern.
- QB John Hundley had a 45-yard punt on a quick kick.
- RT Jesse Hernandez played for the first time in four games after losing 30 pounds due to a serious case of pneumonia.



Senior defensive end Scott Wattigny was presented the Jack Clayton Scholarship Award during a pregame ceremony. Wattigny has a 3.7 GPA and is an Academic All-America nominee.

GAME 6: MCNEESE REBOUNDS, WHIPS NORTHWESTERN

McNeese scored five of the six times it had the ball in the first half, coming up empty only once, when Northwestern mounted a spirited goalline stand that briefly kept the Demons (0-6, 0-2) within hailing distance at 16-3 midway through the second period. But the 13th-ranked Cowboys (4-2, 2-1) added a pair of touchdowns in the final five minutes before halftime to erase any question about the final outcome.

Game Captains: WR Kenneth Charles, DE Josh Daniels, PR/WR Jasper Edwards • **Scout Team Players of the Week:** LB Tyler Smith, TE Trevor Eickman, FB Brant Legendre
Big Stick Award: C Bryan Munch

	1	2	3	4	-	F
Northwestern State (0-6, 0-2)	3	0	13	7	-	23
#13 McNeese State (4-2, 1-1)	16	14	14	7	-	51

1st 13:48 McN - Babin 30 yd run (Lewis kick failed), McN 6-0
 09:17 McN - Babin 10 yd run (Lewis kick), McN 13-0
 04:01 NSU - Shaughnessy 30 yd field goal, McN 13-3
 00:36 McN - Lewis 32 yd field goal, McN 16-3
 2nd 04:50 NSU - Murray 19 yd run (Lewis kick), McN 23-3
 00:58 McN - David 45 yd pass from Fouroux (Lewis kick), McN 30-3
 3rd 09:54 NSU - Hundley 11 yd run (Shaughnessy kick), McN 30-10
 06:11 McN - Mangin 5 yd pass from Fouroux (Lewis kick), McN 37-10
 01:57 NSU - Brown 14 yd pass from Hundley (Shaughnessy kick failed), McN 37-16
 00:36 McN - Babin 19 yd pass from Fouroux (Lewis kick), McN 44-16
 4th 14:11 McN - Lighth 29 yd fumble recovery (Lewis kick), McN 51-16
 03:57 NSU - Harris 21 yd run (Shaughnessy kick), McN 51-23
 Stadium: Cowboy Stadium (Lake Charles, La.)
 Weather: 64 degrees, N13, Fair. Time of game: 2:55. A: 16,132

YARDSTICK	NSU	MCN
First Downs	19	25
Rushing (att.-yards)	30-163	39-226
Passing yards	175	239
Passes completed-attmpt.	18-36	16-24
Interceptions thrown	0	0
Times QB was sacked	3	1
Total offense	338	465
Possession time	31:01	28:59
3rd down conversions	6 of 15	5 of 11
4th down conversions	2 of 4	1 of 2
Return yards	189	126
Fumbles (no.-lost)	3-2	0-0
Penalties-yards	13-117	6-69
Punts-average	4-34.0	2-26.5

NSU INDIVIDUAL STATISTICS • OPPONENT LEADER

Rushing: NSU - Paul Harris 3-78, td; John Hundley 9-37, td; William Griffin 8-21; Bradley Brown 2-18; Quentin Castille 8-9. MCN - Chaplain Babin 15-99, 2 tds.

Passing: NSU - John Hundley 15-30, 113, td; Paul Harris 2-5, 19; Quentin Castille 1-1, 43. MCN - Derrick Fouroux 15-23, 220, 3 tds.

Receiving: NSU - Darius Duffy 4-26; Bradley Brown 3-23, td; William Griffin 3-9; Thomas Jackson 2-47; Justin Aldredge 2-39; Quentin Castille 2-21; Dante Austin 1-5, Jerad Hayes 1-5. MCN - Javaris Murray 3-41.

Offensive Line Grades: Zach Case 83%, 65 snaps, 2 KD; Jesse Hernandez 82%, 35 snaps, 1 KD; Destry Hesskew 78%, 74 snaps, 2 KD; Michael Booker 77%, 72 snaps, 4 KD; Darius Perkins 66%, 3 snaps; Marcus Washington 65%, 74 snaps, 1 KD; Larry Calcoete 59%, 48 snaps.

Defenders: D.J. Shaw 12 hits, TFL; Blake Delcambre 7 hits, 1 sack, 2 TFL; Scott Wattigny 7 hits; Wesley Eckles 7 hits, PBU; Rogers Loche 7 hits, PBU; Derek Rose 4 hits, TFL; Cashas Pollard 4 hits; Xavier Lee 4 hits; Jeremy Lane 3 hits, PBU; Brashard Booker 3 hits; Kasey Brown 3 hits, PBU; Cortez Paige 3 hits; Isaiah Greenhouse 3 hits; Colby Arceneaux 3 hits, TFL; Gary Riggs 3 hits; Phil LeBlanc 2 hits; Deondre Smith 2 hits; Quinn Anthony 2 hits; Ledell Love 2 hits; Albert Smith 2 hits, 3 QBH; Adrian Reese 1 hit; Dennis Clark 1 hit, QBH; Josh Daniels 1 hit; Jamaal White 1 hit; Lewis Siler 1 hit, QBH; William Davis QBH.



Linebacker Blake Delcambre (49) makes the stop on a fourth down at the NSU 1. The Demon defense stuffed teh McNeese offense on three straight downs from the 1-yard line.

2009 Game Recaps

GAME 7: LATE FIELD GOAL CAPS TEXAS STATE RALLY FOR 20-17 WIN

Texas State rallied with two short fourth-period field goals and stopped NSU in the final minute at the Bobcats' 39, spoiling the Demons' Homecoming Saturday night, Oct. 24 at Turpin Stadium. The Bobcats (4-3 overall, 2-1 in the SLC) won it with 1:55 remaining on a 21-yard FG. Northwestern (0-7, 0-3) took its first fourth-quarter lead of the season on William Griffin's 28-yard run with 11:49 remaining, but Texas State responded with two sustained drives netting field goals.

Game Captains: G Darius Perkins, LB Isaiah Greenhouse, CB Phil LeBlanc • **Scout Team Players of the Week:** Reggie Toomer, LB Tyler Smith, FB Brant Legendre, QB Stephen Stamey • **Big Stick Award:** LB Bradley Roussel

	1	2	3	4	-	F
Texas State (4-3, 2-1)	0	7	7	6	-	20
Northwestern State (0-7, 0-3)	0	3	7	7	-	17

1st 01:36 NSU - Shaughnessy 37 yd field goal, NSU 3-0
 00:34 TXST - Griggs 5 yd pass from George (Garelick kick), TXST 7-3
 3rd 09:24 TXST - Canady 39 yd run (Garelick kick), TXST 14-3
 04:28 NSU - Harris 14 yd run (Shaughnessy kick), TXST 14-10
 4th 11:49 NSU - Griffin 28 yd run (Shaughnessy kick), NSU 17-14
 07:26 TXST - Garelick 29 yd field goal, 17-17
 01:55 TXST - Garelick 21 yd field goal, TXST 20-17
 Stadium: Turpin Stadium (Natchitoches, La.)
 Weather: 64 degrees, Calm Winds, Fair Skies. Time of game: 2:42. A: 8,113

YARDSTICK	TXST	NSU
First Downs	19	21
Rushing (att.-yards)	23-159	46-285
Passing yards	291	117
Passes completed-attempt	23-31	10-18
Interceptions thrown	0	0
Times QB was sacked	1	3
Total offense	450	402
Possession time	26:56	33:04
3rd down conversions	2 of 7	6 of 13
4th down conversions	0 of 1	0 of 2
Return yards	65	118
Fumbles (no.-lost)	1-1	0-0
Penalties-yards	6-55	8-65
Punts-average	2-43.0	4-37.0

NSU INDIVIDUAL STATISTICS • OPPONENT LEADER

Rushing: NSU - William Griffin 14-121, td; Paul Harris 22-118, td; Quentin Castille 9-41; Darius Duffy 1-5. TXST - Alvin Canady 9-82, td.
Passing: NSU - Paul Harris 10-16, 117; Tyler Wolfe 0-2. TXST - Bradley George 23-31, 291, td.
Receiving: NSU - Justin Aldredge 4-60; Thomas Jackson 3-31; Bradley Brown 2-13; Darius Duffy 1-13. TXST - Da'Marcus Griggs 11-129, td.
Offensive Line Grades: Zach Case 84%, 53 snaps, 1 KD; Marcus Washington 82%, 69 snaps; Michael Booker 81%, 69 snaps, 3 KD; Detry Hesskew 79%, 16 snaps, 1 KD; Jesse Hernandez 74%, 69 snaps, 2 KD; Larry Calcote 61%, 69 snaps, 1 KD.
Defenders: Rogers Loche 12 hits, TFL; Gary Riggs 11 hits, TFL; Blake Delcambre 8 hits, TFL, FF, QBH; Cashas Pollard 6 hits; Kasey Brown 6 hits, TFL, PBU; Wesley Eckles 6 hits; Phil LeBlanc 3 hits; Albert Smith 3 hits, QBH; Ledell Love 3 hits; Cortez Paige 2 hits; Colby Arceneaux 2 hits; Isaiah Greenhouse 2 hits; Josh Daniels 2 hits, 0.5 TFL; Scott Wattigny 1 hit, sack, TFL, FR; John Shaughnessy 1 hit; Jamaal White 1 hit; Dennis Clark 1 hit; Jeremy Lane 1 hit; Lewis Siler QBH.

DEMON NOTEPAD

- Texas State, the nation's fifth-best scoring team with a 36.8 average, was held to nearly half its normal output.
- Paul Harris became the first NSU true freshman since all-time rushing leader Tony Taylor in 1998 to post a 100-yard rushing game. Harris got the start when senior QB John Hundley was lost for the year with a broken thumb sustained late in the McNeese game.
- Paul Harris and William Griffin gave the Demons their first 100-yard rushing tandem in the same game for the first time in two years. In the 2007 season opener against Henderson State, junior tailback Byron Lawrence ran for 138 yards and quarterback Germaine Edmonds added 122.
- It was the third straight three-point outcome between the teams in as many years, with all three games coming down to the final minute or overtime. Texas State dampened NSU's Homecoming celebration for the second time in three years, winning by the same score two years ago.



True freshman quarterback Paul Harris rushed for 118 yards and threw for 117 against Texas State.

GAME 8: BEARKATS OUTSCORE DEMONS IN SHOOTOUT, 34-30

In a game with eight lead changes, Sam Houston had the last one to capture an SLC TV shootout on Halloween night at Bowers Stadium in Huntsville, Texas. The Bearkats (4-4 overall, 2-2 SLC) then forced two Demon turnovers, a fumble at the SHSU 35 and an interception at midfield, in the final 3:19 to hold off NSU (0-8, 0-4). Paul Harris tied a school record held by five other quarterbacks, throwing four touchdown passes, and he ran for 144 yards while throwing for 263, posting 407 total yards.

Game Captains: FB Dante Austin, NT Dennis Clark, DB Cashas Pollard, LB Yaser Elqutub • **Scout Team Players of the Week:** RB Jeremy Jefferson, Cornist Broadway, QB Stephen Stamey • **Big Stick Award:** Reggie Toomer, OL Michael Booker, S Gary Riggs

	1	2	3	4	-	F
Northwestern State (0-8, 0-4)	6	17	7	0	-	30
Sam Houston State (4-4, 2-2)	3	17	7	7	-	34

1st 10:04 SH - Antonio 19 yd field goal, SH 3-0
 06:29 NSU - Reese 19 yd pass from Harris (Shaughnessy kick failed), NSU 6-3
 2nd 12:17 SH - Antonio 25 yd field goal, 6-6
 08:55 NSU - Shaughnessy 32 yd field goal, NSU 9-6
 08:35 SH - Joseph 65 yd run (Antonio kick), SH 13-9
 03:54 NSU - Aldredge 20 yd pass from Harris (Shaughnessy kick), NSU 16-13
 02:49 SH - Madkins 13 yd pass from Joseph (Antonio kick), SH 20-16
 00:26 NSU - Aldredge 32 yd pass from Harris (Shaughnessy kick), NSU 23-20
 3rd 07:43 SH - Poullard 3 yd run (Antonio kick), SH 27-23
 01:35 NSU - Griffin 8 yd pass from Harris (Shaughnessy kick), NSU 30-27
 4th 05:37 SH - Madkins 39 yd pass from Joseph (Antonio kick), SH 34-30
 Stadium: Bowers Stadium (Huntsville, Tex.)
 Weather: 60 degrees, Calm Winds, Fair Skies. Time of game: 3:07. A: 2,134

YARDSTICK	NSU	SHSU
First Downs	20	22
Rushing (att.-yards)	35-172	33-188
Passing yards	263	332
Passes completed-attempt	13-31	20-31
Interceptions thrown	1	0
Times QB was sacked	1	3
Total offense	435	520
Possession time	30:39	29:21
3rd down conversions	6 of 14	4 of 12
4th down conversions	0 of 1	0 of 0
Return yards	198	109
Fumbles (no.-lost)	2-2	2-0
Penalties-yards	9-77	6-80
Punts-average	3-38.0	4-46.5

NSU INDIVIDUAL STATISTICS • OPPONENT LEADER

Rushing: NSU - Paul Harris 22-144; William Griffin 7-24; Justin Aldredge 1-5; Quentin Castille 3-4; Phillip Harvey 1-3. SHSU - Chris Poullard 22-89, td.
Passing: NSU - Paul Harris 13-31, 263, 4 tds, int. SHSU - Blake Joseph 20-31, 332, 2 tds.
Receiving: NSU - Adrian Reese 3-88, td; Justin Aldredge 3-66, 2 tds; Bradley Brown 2-61; Darius Duffy 2-35; Quentin Castille 2-5; William Griffin 1-8, td. SHSU - Jason Madkins 7-147, 2 tds.
Offensive Line Grades: Michael Booker 93%; Zach Case 91%; Jesse Hernandez 82%; Marcus Washington 76%; Detry Hesskew 73%; Larry Calcote 59%.
Defenders: Blake Delcambre 15 hits, TFL, QBH; Rogers Loche 10 hits, QBH; Gary Riggs 9 hits, TFL; Cortez Paige 8 hits, PBU; Kasey Brown 7 hits, 3 PBU, blk; Isaiah Greenhouse 5 hits, 2 QBH; Cashas Pollard 5 hits; Wesley Eckles 4 hits; Albert Smith 4 hits, 3 sacks, 3 TFL, QBH; Colby Arceneaux 3 hits; Ledell Love 3 hits, TFL; Scott Wattigny 2 hits; D.J. Shaw 2 hits; Dennis Clark 2 hits; William Davis 1 hit, QBH; Jarrett Hardnett 1 hit, QBH; Quinn Anthony 1 hit; Justin Aldredge 1 hit; John Shaughnessy 1 hit; Darius Duffy 1 hit; Jamaal White 1 hit; Deondre Smith 1 hit; Josh Daniels QBH.


DEMON NOTEPAD

- Paul Harris posted the second-best QB rushing total in school history. Mike Pool had 147 yards on 22 carries in 1969 against Southeastern Louisiana.
- NSU had a season-high total offense output.
- The Demons extended a frustrating string, failing to intercept a pass for the fifth straight game.



Al Smith had three sacks to go along with four tackles and a quarterback hurry.

Demon Newcomer and Supplemental Bios



79 Marcus Arnold

Offensive Line, 6-6, 285, Fr.
Vine Grove, KY (North Hardin HS)

Arnold in High School: Lettered in football, basketball, and track... Played all four years of football... First Team All-Area junior year... First Team All-State senior year... Graduated with a 3.34 gpa.

Arnold Personal: Born Nov. 1, 1990... Son of Brad Arnold... Has one brother, Domenik. Would like to become involved in physical therapy after college.



9 Quentin Castille

Running Back, 6-1, 235, Jr./TR
La Porte, Texas (La Porte HS, Nebraska)

After playing a vital role in a three-back rotation as a true freshman and sophomore at Nebraska, Castille joined the Northwestern State football program Aug. 23, practicing for the first time that afternoon. He was battling Roy Helu Jr. for the starting job at Nebraska. Castille was dismissed from the Cornhuskers team by head coach Bo Pelini for violating team rules, but Pelini strongly recommended Castille to his former LSU coaching colleague, Demon head coach Bradley Dale Peveto. Castille had offers from Oregon, Purdue, Memphis, South Florida and Texas Southern, but chose NSU because he said he felt most comfortable with the coaching staff and players.

Prior to NSU: Castille ran for 810 yards and 10 touchdowns in 25 games over two seasons. His last game for Nebraska was his best, in the Gator Bowl against Clemson, when he ran for 125 yards on 18 carries and caught a 20-yard pass to help spark a second-half comeback win. It was his second career 100-yard game.

As a freshman, Castille was Nebraska's second leading rusher with 76 carries for 343 yards, four touchdowns and carried a 4.9 yards per game average. In his college debut he rushed for 78 yards and two touchdowns on 18 carries against Nevada. His top game was against Oklahoma State where he rushed for 102 yards on 20 carries, including a 23-yard season-long run.


As a sophomore, Castille rushed for 467 yards and six touchdowns on 106 carries and averaged 4.4 yards per game. He also caught nine passes for 109 yards. Castille ran for 75 yards on 10 attempts in a win over New Mexico State. He rushed for 70 yards and a touchdown against Iowa State. Along with a career long 37-yard touchdown run, he also ran for 51 yards against Kansas State. With two of the team's three top rushers having to sit out with injuries Castille shined in the Gator Bowl, rushing for 125 yards on 18 carries. He also caught a 20-yard pass, playing a key role in a Nebraska rally from 21-10 down to win. He posted the two longest runs of his career in the Clemson game, second-half runs of 58 and 40 yards.

Castille in High School: Rushed for 1,200 yards and 11 touchdowns and earned All-District honors junior year... Rushed for 1,800 yards and 22 touchdowns, including a 300 yard and six-touchdown game, and also earned second team All-State and first team All-District his senior year... Ran for more than 4,000 yards during his high school career... ranked among the top 40 prospects in Texas and the top 250 nationally.

Castille Personal: Born April 25, 1989... Son of Wanda Castille... majoring in business at NSU.

<u>Year</u>	<u>G</u>	<u>Att</u>	<u>Gain</u>	<u>Loss</u>	<u>Net</u>	<u>Avg</u>	<u>TD</u>	<u>Long</u>	<u>Avg./G</u>
2007	12	76	347	4	343	4.9	4	23	28.6
2008	13	106	505	38	467	4.4	6	58	35.9
Totals	25	182	852	42	810	4.5	10	58	32.4

Demon Newcomer and Supplemental Bios




95 Denzell Hawkins

Defensive Line, 6-5, 250, Fr.-HS
Houston, Texas (Westfield HS)

Hawkins in High School: Graduated with a 3.3 gpa.

Hawkins Personal: Born Jan. 6, 1992... Son of Ralph Hawkins and Victoria Squire... majoring in accounting and plans to become an entrepreneur after college... nickname is "De Jay."



84 Adrian Reese


Wide Receiver, 6-7, 205, Jr.-TR
Longview, Texas (Longview HS, Texas Tech)

Reese was expected to be on the two-deep at Texas Tech this season, but was caught in a logjam and decided to move closer to home during preseason camp. He joined the Demons Aug. 17 and played in all three scrimmages, the first a day after he arrived.

Prior to NSU: Reese played in 25 games for the Red Raiders before being redshirted due to an injury after his sophomore year. He had one career start, and a career total of 10 receptions for 140 yards ... As a freshman Reese played in all 13 games, starting against Iowa State and finished the season with four catches for 66 yards... As a sophomore, Reese played in 12 games, catching six passes for 74 yards... Redshirted junior year.

Reese in High School: Made 15 receptions for 359 yards and two touchdowns and named first team All-District senior year... Caught six passes for 139 yards and two touchdowns and was named first team All-District junior year... Three-star recruit (Rivals.com)... No. 45 tight end nationally (Rivals.com)... Class 5A Region II First Team... helped Longview reach a No. 5 ranking in Texas Class 5A ... played for coach John King, an All-America center for the Demons in 1990.

Reese Personal: Born Dec. 2, 1987... Son of Milton and Thelma Reese... youngest of eight siblings.



47 Sidney Riley


Running Back, 6-2, 220, Fr.-HS
Columbia, Miss. (Columbia HS)

A late May addition to the 2009 signing class, Riley was impressive in preseason camp.

Riley in High School: Second-team All-State, All-District, and WDAM-All Area senior year... Ran for 250 yards and 3 touchdowns before tearing cartilage in right knee junior year... Ran for 1,100 yards, 10 touchdowns and helped his team win the district championship and advance to the third round of the playoffs senior year... Lettered 5 years in track, 3 years in basketball, and 4 years in football... graduated with a 3.2 gpa

Riley's Personal: Son of David Riley and Warnetta Geeston... 3 siblings Lashonza, David Jr., and Jan... majoring in broadcast journalism and would like to become an on-field announcer for ESPN.

Demon Newcomer and Supplemental Bios



59 D.J. Shaw

Defensive Line, 6-0, 289, Jr.-TR

Bude, Miss. (Franklin County HS, Copiah Lincoln JC, West Virginia

Shaw transferred to NSU in June, and will be eligible to play in the third game against North Dakota.

Before NSU: Was redshirted in 2008 at West Virginia ... At Copiah-Lincoln Community College, Shaw racked up 56 total tackles, including 34 solo stops, three sacks, seven tackles for losses, two forced fumbles, and 15 quarterback hits... selected honorable mention all-state... collected 23 tackles as a freshman, including 13 unassisted tackles and a sack... helped lead Co-Lin to a 9-3 record and the South Division Championship.

Shaw in High School: Used as a fullback in high school... ran for 558 yards and seven touchdowns on 113 attempts... Named to the All-Division list and to the Clarion-Ledger's Top 125 prospects in the state.

Shaw Personal: Son of Glenda Collins.

2009 Northwestern State Football
Northwestern State Overall Team Statistics (as of Nov 02, 2009)
All games

Team Statistics	NWLA	OPP
SCORING	127	327
Points Per Game	15.9	40.9
FIRST DOWNS	145	169
Rushing	79	66
Passing	52	87
Penalty	14	16
RUSHING YARDAGE	1334	1480
Yards gained rushing	1590	1683
Yards lost rushing	256	203
Rushing Attempts	311	275
Average Per Rush	4.3	5.4
Average Per Game	166.8	185.0
TDs Rushing	7	17
PASSING YARDAGE	1306	2075
Comp-Att-Int	135-252-8	149-226-3
Average Per Pass	5.2	9.2
Average Per Catch	9.7	13.9
Average Per Game	163.2	259.4
TDs Passing	9	20
TOTAL OFFENSE	2640	3555
Total Plays	563	501
Average Per Play	4.7	7.1
Average Per Game	330.0	444.4
KICK RETURNS: #-Yards	55-1180	28-534
PUNT RETURNS: #-Yards	11-55	6-61
INT RETURNS: #-Yards	3-73	8-161
KICK RETURN AVERAGE	21.5	19.1
PUNT RETURN AVERAGE	5.0	10.2
INT RETURN AVERAGE	24.3	20.1
FUMBLES-LOST	24-14	13-5
PENALTIES-Yards	79-679	54-595
Average Per Game	84.9	74.4
PUNTS-Yards	39-1397	30-1217
Average Per Punt	35.8	40.6
Net punt average	33.7	36.1
TIME OF POSSESSION/Game	32:14	27:46
3RD-DOWN Conversions	43/122	39/92
3rd-Down Pct	35%	42%
4TH-DOWN Conversions	8/22	2/8
4th-Down Pct	36%	25%
SACKS BY-Yards	12-98	12-94
MISC YARDS	23	0
TOUCHDOWNS SCORED	16	43
FIELD GOALS-ATTEMPTS	6-11	9-11
ON-SIDE KICKS	1-2	0-0
RED-ZONE SCORES	15-21 71%	28-32 88%
RED-ZONE TOUCHDOWNS	11-21 52%	21-32 66%
PAT-ATTEMPTS	13-16 81%	38-42 90%
ATTENDANCE	23200	82193
Games/Avg Per Game	3/7733	5/16439
Neutral Site Games		0/0

Score by Quarters	1st	2nd	3rd	4th	OT	Total
Northwestern State	16	50	34	27	0	127
Opponents	77	99	94	57	0	327

2009 Northwestern State Football
Northwestern State Overall Individual Statistics (as of Nov 02, 2009)
All games

<u>Rushing</u>	<u>gp</u>	<u>att</u>	<u>gain</u>	<u>loss</u>	<u>net</u>	<u>avg</u>	<u>td</u>	<u>lg</u>	<u>avg/g</u>
Griffin, William	8	100	509	30	479	4.8	3	28	59.9
Harris, Paul	7	61	457	56	401	6.6	2	65	57.3
Castille, Quentin	8	83	290	18	272	3.3	1	59	34.0
Hundley, John	5	33	215	95	120	3.6	1	26	24.0
Harvey, Phillip	7	5	29	0	29	5.8	0	11	4.1
Brown, Bradley	8	2	18	0	18	9.0	0	15	2.2
George, Terrance	2	7	18	2	16	2.3	0	6	8.0
Wolfe, Tyler	5	8	35	20	15	1.9	0	15	3.0
Aldredge, Justin	8	1	5	0	5	5.0	0	5	0.6
Turner, Ridge	4	1	5	0	5	5.0	0	5	1.2
Duffy, Darius	8	1	5	0	5	5.0	0	5	0.6
Riley, Sidney	1	2	3	2	1	0.5	0	3	1.0
Goodie, Quinten	6	1	0	0	0	0.0	0	0	0.0
Jefferson, Jeremy	3	2	1	1	0	0.0	0	1	0.0
TEAM	5	4	0	32	-32	-8.0	0	0	-6.4
Total	8	311	1590	256	1334	4.3	7	65	166.8
Opponents	8	275	1683	203	1480	5.4	17	80	185.0

<u>Passing</u>	<u>gp</u>	<u>effic</u>	<u>comp-att-int</u>	<u>pct</u>	<u>yds</u>	<u>td</u>	<u>lg</u>	<u>avg/g</u>
Hundley, John	5	83.97	60-111-4	54.1	412	2	40	82.4
Wolfe, Tyler	5	106.59	48-84-3	57.1	448	3	54	89.6
Harris, Paul	7	126.88	26-56-1	46.4	403	4	43	57.6
Castille, Quentin	8	461.20	1-1-0	100.0	43	0	43	5.4
Total	8	102.54	135-252-8	53.6	1306	9	54	163.2
Opponents	8	169.60	149-226-3	65.9	2075	20	58	259.4

<u>Receiving</u>	<u>gp</u>	<u>no.</u>	<u>yds</u>	<u>avg</u>	<u>td</u>	<u>lg</u>	<u>avg/g</u>
Duffy, Darius	8	32	287	9.0	0	27	35.9
Aldredge, Justin	8	20	226	11.3	3	32	28.2
Brown, Bradley	8	17	176	10.4	2	37	22.0
Griffin, William	8	17	132	7.8	2	21	16.5
Jackson, Thomas	7	14	132	9.4	0	43	18.9
Castille, Quentin	8	12	69	5.8	0	19	8.6
Reese, Adrian	7	10	197	19.7	2	54	28.1
Austin, Dante	7	3	47	15.7	0	40	6.7
Edwards, Jasper	5	2	14	7.0	0	8	2.8
Goodie, Quinten	6	2	11	5.5	0	9	1.8
Jefferson, Jeremy	3	2	10	5.0	0	6	3.3
Harvey, Phillip	7	2	-4	-2.0	0	2	-0.6
Hayes, Jerad	1	1	5	5.0	0	5	5.0
Turner, Ridge	4	1	4	4.0	0	4	1.0
Total	8	135	1306	9.7	9	54	163.2
Opponents	8	149	2075	13.9	20	58	259.4

<u>Punt Returns</u>	<u>no.</u>	<u>yds</u>	<u>avg</u>	<u>td</u>	<u>lg</u>
Edwards, Jasper	6	60	10.0	0	21
Harvey, Phillip	3	0	0.0	0	0
Brown, Bradley	1	-4	-4.0	0	0
Pollard, Cashas	1	-1	-1.0	0	0
Total	11	55	5.0	0	21
Opponents	6	61	10.2	0	25

<u>Interceptions</u>	<u>no.</u>	<u>yds</u>	<u>avg</u>	<u>td</u>	<u>lg</u>
Eckles, Wesley	3	73	24.3	0	51
Total	3	73	24.3	0	51
Opponents	8	161	20.1	4	66

<u>Kick Returns</u>	<u>no.</u>	<u>yds</u>	<u>avg</u>	<u>td</u>	<u>lg</u>
Harvey, Phillip	24	547	22.8	0	43
Brown, Bradley	21	488	23.2	0	48
Turner, Ridge	3	24	8.0	0	12
Ragas, Cory	1	18	18.0	0	18
Jefferson, Jeremy	1	42	42.0	0	43
Williams, Wade	1	6	6.0	0	6
Lane, Jeremy	1	13	13.0	0	13
White, Jamaal	1	25	25.0	0	25
TEAM	1	0	0.0	0	0
LeBlanc, Phil	1	17	17.0	0	17
Total	55	1180	21.5	0	48
Opponents	28	534	19.1	0	51

<u>Fumble Returns</u>	<u>no.</u>	<u>yds</u>	<u>avg</u>	<u>td</u>	<u>lg</u>
Total	0	0	0.0	0	0
Opponents	2	66	33.0	2	37

2009 Northwestern State Football
Northwestern State Overall Individual Statistics (as of Nov 02, 2009)
All games

Scoring	td	fg	PAT				dpx	saf	pts
			kick	rush	rcv	pass			
Shaughnessy, John	-	6-11	13-16	-	-	-	-	-	31
Griffin, William	5	-	-	-	-	-	-	-	30
Aldredge, Justin	3	-	-	-	-	-	-	-	18
Harris, Paul	2	-	-	-	-	-	-	-	12
Reese, Adrian	2	-	-	-	-	-	-	-	12
Brown, Bradley	2	-	-	-	-	-	-	-	12
Hundley, John	1	-	-	-	-	-	-	-	6
Castille, Quentin	1	-	-	-	-	-	-	-	6
Arceneaux, Colby	-	-	-	-	-	-	-	-	0
Total	16	6-11	13-16	-	-	-	-	-	127
Opponents	43	9-11	38-42	0-1	-	-	-	2	327

Total Offense	g	plays	rush	pass	total	avg/g
Harris, Paul	7	117	401	403	804	114.9
Hundley, John	5	144	120	412	532	106.4
Griffin, William	8	100	479	0	479	59.9
Wolfe, Tyler	5	92	15	448	463	92.6
Castille, Quentin	8	84	272	43	315	39.4
Harvey, Phillip	7	5	29	0	29	4.1
Brown, Bradley	8	2	18	0	18	2.2
George, Terrance	2	7	16	0	16	8.0
Turner, Ridge	4	1	5	0	5	1.2
Aldredge, Justin	8	1	5	0	5	0.6
Duffy, Darius	8	1	5	0	5	0.6
Riley, Sidney	1	2	1	0	1	1.0
TEAM	5	4	-32	0	-32	-6.4
Total	8	563	1334	1306	2640	330.0
Opponents	8	501	1480	2075	3555	444.4

Field Goals	fg	pct.	01-19	20-29	30-39	40-49	50-99	lg	blk
Shaughnessy, John	6-11	54.5	0-0	2-3	3-5	1-3	0-0	40	0

FG Sequence	Northwestern State	Opponents
Houston	37	-
Grambling State Univ	28,38,(27)	49,(30)
North Dakota	47	(50)
Baylor	(40),(25)	-
Central Arkansas	-	(30),(37)
McNeese State	(30)	(32)
Texas State	(37)	(29),(21)
Sam Houston State	(32),45	(19),(25),21

Punting	no.	yds	avg	lg	tb	fc	i20	50+	blk
Russo, Bradley	33	1216	36.8	52	1	11	4	1	0
Hundley, John	5	181	36.2	47	0	0	1	0	0
TEAM	1	0	0.0	0	0	0	0	0	1
Total	39	1397	35.8	52	1	11	5	1	1
Opponents	30	1217	40.6	54	4	4	13	4	0

Kickoffs	no.	yds	avg	tb	ob	retn	net	ydln
Shaughnessy, John	30	1764	58.8	1	1			
Total	30	1764	58.8	1	1	19.1	40.3	29
Opponents	60	3626	60.4	2	2	21.5	40.1	29

Numbers in (parentheses) indicate field goal was made.

2009 Northwestern State Football
Northwestern State Overall Individual Statistics (as of Nov 02, 2009)
All games

<u>All Purpose</u>	<u>g</u>	<u>rush</u>	<u>rcv</u>	<u>pr</u>	<u>kr</u>	<u>ir</u>	<u>total</u>	<u>avg/g</u>
Brown, Bradley	8	18	176	-4	488	0	678	84.8
Griffin, William	8	479	132	0	0	0	611	76.4
Harvey, Phillip	7	29	-4	0	547	0	572	81.7
Harris, Paul	7	401	0	0	0	0	401	57.3
Castille, Quentin	8	272	69	0	0	0	341	42.6
Duffy, Darius	8	5	287	0	0	0	292	36.5
Aldredge, Justin	8	5	226	0	0	0	231	28.9
Reese, Adrian	7	0	197	0	0	0	197	28.1
Jackson, Thoma	7	0	132	0	0	0	132	18.9
Hundley, John	5	120	0	0	0	0	120	24.0
Edwards, Jasper	5	0	14	60	0	0	74	14.8
Eckles, Wesley	8	0	0	0	0	73	73	9.1
Jefferson, Jerem	3	0	10	0	42	0	52	17.3
Austin, Dante	7	0	47	0	0	0	47	6.7
Turner, Ridge	4	5	4	0	24	0	33	8.2
White, Jamaal	7	0	0	0	25	0	25	3.6
Ragas, Cory	1	0	0	0	18	0	18	18.0
LeBlanc, Phil	8	0	0	0	17	0	17	2.1
George, Terranc	2	16	0	0	0	0	16	8.0
Wolfe, Tyler	5	15	0	0	0	0	15	3.0
Lane, Jeremy	6	0	0	0	13	0	13	2.2
Goodie, Quinten	6	0	11	0	0	0	11	1.8
Williams, Wade	7	0	0	0	6	0	6	0.9
Hayes, Jerad	1	0	5	0	0	0	5	5.0
Riley, Sidney	1	1	0	0	0	0	1	1.0
Pollard, Cashas	8	0	0	-1	0	0	-1	-0.1
TEAM	5	-32	0	0	0	0	-32	-6.4
Total	8	1334	1306	55	1180	73	3948	493.5
Opponents	8	1480	2075	61	534	161	4311	538.9

2009 Northwestern State Football
Northwestern State Overall Defensive Statistics (as of Nov 02, 2009)
All games

##	Defensive Leaders	gp	Tackles			tfl/yds	Sacks no-yds	Pass defense			Fumbles		blkd	
			ua	a	tot			int-yds	brup	qbh	rcv-yds	ff	kick	saf
49	Delcambre, Blake	8	37	36	73	8.0-35	4.0-28	.	1	6	1-0	3	.	.
11	Loche, Rogers	8	37	34	71	4.0-48	.	.	2	2	.	1	.	.
2	Riggs, Gary	8	39	27	66	2.0-6	.	.	1
25	Eckles, Wesley	8	30	18	48	.	.	3-73	2	1
90	Smith, Albert	8	19	22	41	4.0-25	4.0-25	.	.	11
20	Paige, Cortez	8	22	12	34	1.0-11	.	.	2
14	Brown, Kasey	8	26	7	33	1.0-2	.	.	8	.	.	.	1	.
98	Love, Ledell	8	9	21	30	3.0-26	2.0-24	.	1	3	.	.	1	.
52	Wattigny, Scott	7	18	10	28	2.5-15	1.0-11	.	.	1	1-0	.	.	.
29	Arceneaux, Colby	8	17	11	28	1.5-8
19	Pollard, Cashas	8	21	6	27
55	Greenhouse, Isaiah	8	12	9	21	1.0-1	.	.	.	2
24	Lane, Jeremy	6	13	4	17	.	.	.	1
94	Daniels, Josh	8	6	11	17	0.5-1	.	.	.	4
59	Shaw, D.J.	6	12	4	16	1.0-1
56	Rose, Derek	6	11	1	12	1.0-1	.	.	.	1	.	1	.	.
99	Clark, Dennis	8	6	6	12	2.0-2	.	.	1	2	1-0	.	.	.
26	LeBlanc, Phil	8	10	1	11	.	.	.	1
50	Davis, William	7	5	3	8	1.0-10	1.0-10	.	.	2
35	Lee, Xavier	6	5	3	8	.	.	.	1
92	Issac, Ricky	6	1	6	7
75	Anthony, Quinn	8	2	5	7	1-0	.	1	.
91	Siler, Lewis	6	1	4	5	3
95	Hawkins, Denzell	5	.	4	4
30	Booker, Brashard	3	3	1	4
36	White, Jamaal	7	3	1	4
39	Smith, Deondre	4	2	1	3
45	Simmons, Lamont	6	1	1	2	1-0	.	.	.
84	Reese, Adrian	7	2	.	2
37	Shaughnessy, John	8	2	.	2
3	Aldredge, Justin	8	2	.	2
54	Gilbert, Anthony	3	1	.	1
88	Duffy, Darius	8	1	.	1
8	Wolfe, Tyler	5	1	.	1
51	Elqutub, Yaser	4	1	.	1
28	Hardnett, Jarrett	3	1	.	1
42	Russo, Bradley	7	.	1	1
Total		8	379	270	649	33-192	12-98	3-73	21	38	5-0	5	3	.
Opponents		8	322	296	618	52-226	12-94	8-161	29	26	14-66	13	2	2

2009 Northwestern State Football
Northwestern State Combined Team Statistics (as of Nov 02, 2009)
All games

Date	Opponent	Score	Att.	Record:	Overall	Home	Away	Neutral											
Sep 5, 2009	at Houston	L 7-55	22043	All games	0-8	0-3	0-5	0-0											
Sep 12, 2009	at Grambling State Univ	L 17-38	5432	Conference	0-4	0-2	0-2	0-0											
Sep 19, 2009	NORTH DAKOTA	L 20-27	10258	Non-Conference	0-4	0-1	0-3	0-0											
Sep 26, 2009	at Baylor	L 13-68	36452																
* Oct 10, 2009	#9 CENTRAL ARKANSAS	L 0-34	4829	Team Statistics			NWLA	OPP											
* Oct 17, 2009	at McNeese State	L 23-51	16132	FIRST DOWNS			145	169											
* Oct 24, 2009	TEXAS STATE	L 17-20	8113	Rushing			79	66											
* Oct 31, 2009	at Sam Houston State	L 30-34	2134	Passing			52	87											
				Penalty			14	16											
Rushing	gp	att	gain	loss	net	avg	td	lg	avg/g	RUSHING YARDAGE									
Griffin, William	8	100	509	30	479	4.8	3	28	59.9	1334		1480							
Harris, Paul	7	61	457	56	401	6.6	2	65	57.3	311		275							
Castille, Quentin	8	83	290	18	272	3.3	1	59	34.0	Average Per Rush	4.3	5.4							
Hundley, John	5	33	215	95	120	3.6	1	26	24.0	Average Per Game	166.8	185.0							
Harvey, Phillip	7	5	29	0	29	5.8	0	11	4.1	TDs Rushing	7	17							
Brown, Bradley	8	2	18	0	18	9.0	0	15	2.2	PASSING YARDAGE	1306	2075							
George, Terrance	2	7	18	2	16	2.3	0	6	8.0	Comp-Att-Int	135-252-8	149-226-3							
Wolfe, Tyler	5	8	35	20	15	1.9	0	15	3.0	Average Per Pass	5.2	9.2							
Duffy, Darius	8	1	5	0	5	5.0	0	5	0.6	Average Per Catch	9.7	13.9							
Turner, Ridge	4	1	5	0	5	5.0	0	5	1.2	Average Per Game	163.2	259.4							
Aldredge, Justin	8	1	5	0	5	5.0	0	5	0.6	TDs Passing	9	20							
Riley, Sidney	1	2	3	2	1	0.5	0	3	1.0	TOTAL OFFENSE	2640	3555							
Goodie, Quinten	6	1	0	0	0	0.0	0	0	0.0	Average Per Play	4.7	7.1							
Jefferson, Jeremy	3	2	1	1	0	0.0	0	1	0.0	Average Per Game	330.0	444.4							
TEAM	5	4	0	32	-32	-8.0	0	0	-6.4	KICK RETURNS: #-Yards	55-1180	28-534							
Total	8	311	1590	256	1334	4.3	7	65	166.8	PUNT RETURNS: #-Yards	11-55	6-61							
Opponents	8	275	1683	203	1480	5.4	17	80	185.0	INT RETURNS: #-Yards	3-73	8-161							
										FUMBLES-LOST	24-14	13-5							
										PENALTIES-Yards	79-679	54-595							
Passing	gp	effc	comp-att-int	pct	yds	td	lg	avg/g		PUNTS-AVG	39-35.8	30-40.6							
Hundley, John	5	83.97	60-111-4	54.1	412	2	40	82.4		TIME OF POSSESSION/Game	32:14	27:46							
Wolfe, Tyler	5	106.59	48-84-3	57.1	448	3	54	89.6		3RD-DOWN Conversions	43/122	39/92							
Harris, Paul	7	126.88	26-56-1	46.4	403	4	43	57.6		4TH-DOWN Conversions	8/22	2/8							
Castille, Quentin	8	461.20	1-1-0	100.0	43	0	43	5.4											
Total	8	102.54	135-252-8	53.6	1306	9	54	163.2											
Opponents	8	169.60	149-226-3	65.9	2075	20	58	259.4											
										Interceptions	no.	yds	avg	td	lg				
										Eckles, Wesley	3	73	24.3	0	51				
Receiving	gp	no.	yds	avg	td	lg	avg/g			Punting	no.	yds	avg	lg	tb	fc	i20	50+	blk
Duffy, Darius	8	32	287	9.0	0	27	35.9			Russo, Bradley	33	1216	36.8	52	1	11	4	1	0
Aldredge, Justin	8	20	226	11.3	3	32	28.2			Hundley, John	5	181	36.2	47	0	0	1	0	0
Brown, Bradley	8	17	176	10.4	2	37	22.0			TEAM	1	0	0.0	0	0	0	0	0	1
Griffin, William	8	17	132	7.8	2	21	16.5												
Jackson, Thomas	7	14	132	9.4	0	43	18.9			Punt Returns	no.	yds	avg	td	lg				
Castille, Quentin	8	12	69	5.8	0	19	8.6			Edwards, Jasper	6	60	10.0	0	21				
Reese, Adrian	7	10	197	19.7	2	54	28.1			Harvey, Phillip	3	0	0.0	0	0				
Austin, Dante	7	3	47	15.7	0	40	6.7			Pollard, Cashas	1	-1	-1.0	0	0				
Edwards, Jasper	5	2	14	7.0	0	8	2.8			Brown, Bradley	1	-4	-4.0	0	0				
Goodie, Quinten	6	2	11	5.5	0	9	1.8			Total	11	55	5.0	0	21				
Jefferson, Jeremy	3	2	10	5.0	0	6	3.3			Opponents	6	61	10.2	0	25				
Harvey, Phillip	7	2	-4	-2.0	0	2	-0.6												
Hayes, Jerad	1	1	5	5.0	0	5	5.0			Kick Returns	no.	yds	avg	td	lg				
Turner, Ridge	4	1	4	4.0	0	4	1.0			Harvey, Phillip	24	547	22.8	0	43				
Total	8	135	1306	9.7	9	54	163.2			Brown, Bradley	21	488	23.2	0	48				
Opponents	8	149	2075	13.9	20	58	259.4			Turner, Ridge	3	24	8.0	0	12				
										Jefferson, Jeremy	1	42	42.0	0	43				
Field Goals	fg	pct.	01-19	20-29	30-39	40-49	50-99	lg	blk	Williams, Wade	1	6	6.0	0	6				
Shaughnessy, John	6-11	54.5	0-0	2-3	3-5	1-3	0-0	40	0	Lane, Jeremy	1	13	13.0	0	13				
										LeBlanc, Phil	1	17	17.0	0	17				
										TEAM	1	0	0.0	0	0				
Scoring	td	fg	PAT						dxp	saf	pts								
Shaughnessy, John	-	6-11	kick	rush	rcv	pass													
Griffin, William	5	-	13-16	-	-	-	-	-	-	31									
Aldredge, Justin	3	-	-	-	-	-	-	-	-	18									
Brown, Bradley	2	-	-	-	-	-	-	-	-	12									
Harris, Paul	2	-	-	-	-	-	-	-	-	12									
Reese, Adrian	2	-	-	-	-	-	-	-	-	12									
Castille, Quentin	1	-	-	-	-	-	-	-	-	6									
Hundley, John	1	-	-	-	-	-	-	-	-	6									
Arceneaux, Colby	-	-	-	-	-	-	-	-	-	0									
Total	16	6-11	13-16	-	-	-	-	-	-	127									
Opponents	43	9-11	38-42	0-1	-	-	-	-	2	327									
										All Purpose	g	rush	rcv	pr	kr	ir	total	avg/g	
										Brown, Bradley	8	18	176	-4	488	0	678	84.8	
										Griffin, William	8	479	132	0	0	0	611	76.4	
										Harvey, Phillip	7	29	-4	0	547	0	572	81.7	
										Harris, Paul	7	401	0	0	0	0	401	57.3	
										Castille, Quentin	8	272	69	0	0	0	341	42.6	
										Total	8	1334	1306	55	1180	73	3948	493.5	
										Opponents	8	1480	2075	61	534	161	4311	538.9	
										Total Offense	g	plays	rush	pass	total	avg/g			
										Harris, Paul	7	117	401	403	804	114.9			
										Hundley, John	5	144	120	412	532	106.4			
										Griffin, William	8	100	479	0	479	59.9			
										Wolfe, Tyler	5	92	15	448	463	92.6			
										Castille, Quentin	8	84	272	42	215	28.4			

2009 Northwestern State Football
Northwestern State Game Results (as of Nov 02, 2009)
All games

Date	Opponent		Score	Overall	Conference	Time	Attend
Sep 5, 2009	at Houston	L	7-55	0-1	0-0	3:12	22043
Sep 12, 2009	at Grambling State Univ	L	17-38	0-2	0-0	3hrs 20m	5432
Sep 19, 2009	NORTH DAKOTA	L	20-27	0-3	0-0	3:10	10258
Sep 26, 2009	at Baylor	L	13-68	0-4	0-0	3:29	36452
* Oct 10, 2009	#9 CENTRAL ARKANSAS	L	0-34	0-5	0-1	2:42	4829
* Oct 17, 2009	at McNeese State	L	23-51	0-6	0-2	2:55	16132
* Oct 24, 2009	TEXAS STATE	L	17-20	0-7	0-3	2:42	8113
* Oct 31, 2009	at Sam Houston State	L	30-34	0-8	0-4	3:07	2134

2009 Northwestern State Football
Northwestern State Team Game-by-Game (as of Nov 02, 2009)
All games

TEAM STATISTICS

Date	Opponent	Rushing				Receiving				Passing				Kick Returns				Punt Returns				tot off
		no.	yds	td	lg	no.	yds	td	lg	cmp-att-int	yds	td	lg	no.	yds	td	lg	no.	yds	td	lg	
Sep 5	at Houston	40	157	0	20	22	106	1	16	22-36-0	106	1	16	7	140	0	48	2	0	0	0	263
Sep 12	at Grambling State Univ	43	186	2	59	13	138	0	40	13-29-4	138	0	40	6	80	0	18	1	-4	0	0	324
Sep 19	NORTH DAKOTA	39	123	0	24	26	311	3	54	26-39-0	311	3	54	5	106	0	27	2	0	0	0	434
Sep 26	at Baylor	43	133	1	18	19	115	0	20	19-31-2	115	0	20	9	232	0	47	0	0	0	0	248
Oct 10	CENTRAL ARKANSAS	35	115	0	22	14	81	0	21	14-32-1	81	0	21	7	147	0	43	2	30	0	21	196
Oct 17	at McNeese State	30	163	2	46	18	175	1	43	18-36-0	175	1	43	9	189	0	39	0	0	0	0	338
Oct 24	TEXAS STATE	46	285	2	28	10	117	0	26	10-18-0	117	0	26	5	118	0	30	1	0	0	0	402
Oct 31	at Sam Houston State	35	172	0	65	13	263	4	43	13-31-1	263	4	43	7	168	0	33	3	29	0	20	435
Northwestern State		311	1334	7	65	135	1306	9	54	135-252-8	1306	9	54	55	1180	0	48	11	55	0	21	2640
Opponents		275	1480	17	80	149	2075	20	58	149-226-3	2075	20	58	28	534	0	51	6	61	0	25	3555

Games played: 8
 Avg per rush: 4.3
 Avg per catch: 9.7
 Pass efficiency: 102.54
 Kick ret avg: 21.5
 Punt ret avg: 5.0
 All purpose avg/game: 493.5
 Total offense avg/gm: 330.0

Date	Opponent	Tackles				Sacks	Fumble		Pass Defense			Blkd	PAT Attempts				
		ua	a	total	tfl-yds	no-yds	ff	fr-yds	int-yds	qbh	brup	kick	kick	rush	rcv	saf	pts
Sep 5	at Houston	50	37	87	3.0-19	1.0-7	1	1-0	0-0	6	2	1	1-1	0	0	0	7
Sep 12	at Grambling State Univ	57	37	94	9.0-90	4.0-38	2	2-0	2-22	10	3	0	2-2	0	0	0	17
Sep 19	NORTH DAKOTA	39	57	96	5.0-28	2.0-23	0	0-0	1-51	1	1	1	2-3	0	0	0	20
Sep 26	at Baylor	37	24	61	0.0-0	0.0-0	1	1-0	0-0	3	2	0	1-1	0	0	0	13
Oct 10	CENTRAL ARKANSAS	31	32	63	0.0-0	0.0-0	0	0-0	0-0	2	2	0	0-0	0	0	0	0
Oct 17	at McNeese State	62	26	88	5.0-8	1.0-1	0	0-0	0-0	6	4	0	2-3	0	0	0	23
Oct 24	TEXAS STATE	44	27	71	5.5-23	1.0-11	1	1-0	0-0	3	1	0	2-2	0	0	0	17
Oct 31	at Sam Houston State	59	30	89	6.0-24	3.0-18	0	0-0	0-0	7	6	1	3-4	0	0	0	30
Northwestern State		379	270	649	33.5-192	12.0-98	5	5-0	3-73	38	21	3	13-16	0	0	0	127
Opponents		322	296	618	52.0-226	12.0-94	13	14-66	8-161	26	29	2	38-42	0	0	2	327

Date	Opponent	Punting										Field Goals			Kickoffs				
		no.	yds	avg	long	blkd	tb	fc	50+	i20	md-att	long	blkd	no.	yds	avg	tb	ob	
Sep 5	at Houston	8	300	37.5	44	0	0	1	0	2	0-1	0	0	2	132	66.0	0	0	
Sep 12	at Grambling State Univ	2	64	32.0	35	0	0	1	0	0	1-3	27	0	4	233	58.2	0	0	
Sep 19	NORTH DAKOTA	4	118	29.5	43	1	0	1	0	1	0-1	0	0	5	243	48.6	1	0	
Sep 26	at Baylor	7	260	37.1	52	0	0	2	1	0	2-2	40	0	4	264	66.0	0	0	
Oct 10	CENTRAL ARKANSAS	7	252	36.0	45	0	0	2	0	1	0-0	0	0	1	61	61.0	0	0	
Oct 17	at McNeese State	4	136	34.0	47	0	0	0	0	0	1-1	30	0	4	242	60.5	0	0	
Oct 24	TEXAS STATE	4	148	37.0	45	0	1	2	0	0	1-1	37	0	4	225	56.2	0	1	
Oct 31	at Sam Houston State	3	119	39.7	46	0	0	2	0	1	1-2	32	0	6	364	60.7	0	0	
Northwestern State		39	1397	35.8	52	1	1	11	1	5	6-11	40	0	30	1764	58.8	1	1	
Opponents		30	1217	40.6	54	0	4	4	4	13	9-11	50	1	60	3626	60.4	2	2	

2009 Northwestern State Football
Northwestern State Opponent Game-by-Game (as of Nov 02, 2009)
All games

OPPONENT STATISTICS

Date	Opponent	Rushing				Receiving				Passing				Kick Returns				Punt Returns				tot off	
		no.	yds	td	lg	no.	yds	td	lg	cmp	att	int	yds	td	lg	no.	yds	td	lg	no.	yds		td
Sep 5	at Houston	27	91	3	17	32	447	5	35	32-44-0	447	5	35	2	41	0	31	0	0	0	0	0	538
Sep 12	at Grambling State Univ	47	169	2	80	18	144	0	18	18-31-2	144	0	18	4	59	0	23	0	0	0	0	0	313
Sep 19	NORTH DAKOTA	34	96	1	47	13	173	2	55	13-21-1	173	2	55	4	40	0	20	1	13	0	0	0	269
Sep 26	at Baylor	33	283	4	76	16	284	4	42	16-25-0	284	4	42	4	122	0	51	2	31	0	25	0	567
Oct 10	CENTRAL ARKANSAS	39	268	1	48	11	165	3	58	11-19-0	165	3	58	1	9	0	9	1	4	0	4	0	433
Oct 17	at McNeese State	39	226	3	38	16	239	3	45	16-24-0	239	3	45	4	92	0	30	1	5	0	5	0	465
Oct 24	TEXAS STATE	23	159	1	57	23	291	1	34	23-31-0	291	1	34	3	65	0	36	0	0	0	0	0	450
Oct 31	at Sam Houston State	33	188	2	65	20	332	2	47	20-31-0	332	2	47	6	106	0	32	1	8	0	8	0	520
Opponents		275	1480	17	80	149	2075	20	58	149-226-3	2075	20	58	28	534	0	51	6	61	0	25	0	3555
Northwestern State		311	1334	7	65	135	1306	9	54	135-252-8	1306	9	54	55	1180	0	48	11	55	0	21	0	2640

Games played: 8
 Avg per rush: 5.4
 Avg per catch: 13.9
 Pass efficiency: 169.60
 Kick ret avg: 19.1
 Punt ret avg: 10.2
 All purpose avg/game: 538.9
 Total offense avg/gm: 444.4

Date	Opponent	Tackles				Sacks	Fumble		Pass Defense			Blkd	PAT Attempts					
		ua	a	total	tfl-yds	no-yds	ff	fr-yds	int-yds	qbh	brup	kick	kick	rush	rcv	saf	pts	
Sep 5	at Houston	29	74	103	4.0-36	1.0-20	0	3-0	0-0	1	2	0	7-8	0	0	0	0	55
Sep 12	at Grambling State Univ	50	20	70	9.0-39	1.0-3	4	2-37	4-49	4	5	0	5-5	0	0	0	0	38
Sep 19	NORTH DAKOTA	45	34	79	6.0-12	0.0-0	1	2-0	0-0	7	2	2	2-3	0	0	2	27	
Sep 26	at Baylor	37	64	101	6.0-19	2.0-10	2	2-0	2-91	7	1	0	8-9	0	0	0	68	
Oct 10	CENTRAL ARKANSAS	35	38	73	5.0-21	1.0-10	3	1-0	1-21	3	3	0	4-4	0	0	0	34	
Oct 17	at McNeese State	46	14	60	7.0-41	3.0-30	3	2-29	0-0	4	5	0	6-7	0	0	0	51	
Oct 24	TEXAS STATE	47	22	69	6.0-21	3.0-16	0	0-0	0-0	0	4	0	2-2	0	0	0	20	
Oct 31	at Sam Houston State	33	30	63	9.0-37	1.0-5	0	2-0	1-0	0	7	0	4-4	0	0	0	34	
Opponents		322	296	618	52.0-226	12.0-94	13	14-66	8-161	26	29	2	38-42	0	0	2	327	
Northwestern State		379	270	649	33.5-192	12.0-98	5	5-0	3-73	38	21	3	13-16	0	0	0	127	

Date	Opponent	Punting							Field Goals			Kickoffs						
		no.	yds	avg	long	blkd	tb	fc	50+	i20	md-att	long	blkd	no.	yds	avg	tb	ob
Sep 5	at Houston	4	164	41.0	52	0	0	0	1	3	0-0	0	0	9	565	62.8	1	1
Sep 12	at Grambling State Univ	3	97	32.3	37	0	0	0	0	0	1-2	30	0	7	340	48.6	0	1
Sep 19	NORTH DAKOTA	9	395	43.9	54	0	1	3	1	4	1-1	50	0	5	306	61.2	0	0
Sep 26	at Baylor	1	53	53.0	53	0	0	0	1	1	0-0	0	0	11	701	63.7	1	0
Oct 10	CENTRAL ARKANSAS	5	184	36.8	45	0	1	0	0	2	2-2	37	0	7	431	61.6	0	0
Oct 17	at McNeese State	2	53	26.5	27	0	0	1	0	1	1-1	32	0	9	525	58.3	0	0
Oct 24	TEXAS STATE	2	86	43.0	47	0	1	0	0	1	2-2	29	0	5	315	63.0	0	0
Oct 31	at Sam Houston State	4	185	46.2	50	0	1	0	1	1	2-3	25	1	7	443	63.3	0	0
Opponents		30	1217	40.6	54	0	4	4	4	13	9-11	50	1	60	3626	60.4	2	2
Northwestern State		39	1397	35.8	52	1	1	11	1	5	6-11	40	0	30	1764	58.8	1	1

2009 Northwestern State Football
Northwestern State Game Superlatives (as of Nov 02, 2009)
All games

INDIVIDUAL GAME HIGHS

Rushes	22	Harris, Paul vs Texas State (Oct 24, 2009)
	22	Harris, Paul at Sam Houston State (Oct 31, 2009)
Yards Rushing	144	Harris, Paul at Sam Houston State (Oct 31, 2009)
TD Rushes	1	Griffin, William at Grambling State Univ (Sep 12, 2009)
	1	Castille, Quentin at Grambling State Univ (Sep 12, 2009)
	1	Griffin, William at Baylor (Sep 26, 2009)
	1	Hundley, John at McNeese State (Oct 17, 2009)
	1	Harris, Paul at McNeese State (Oct 17, 2009)
	1	Griffin, William vs Texas State (Oct 24, 2009)
	1	Harris, Paul vs Texas State (Oct 24, 2009)
Long Rush	65	Harris, Paul at Sam Houston State (Oct 31, 2009)
Pass attempts	38	Wolfe, Tyler vs North Dakota (Sep 19, 2009)
Pass completions	25	Wolfe, Tyler vs North Dakota (Sep 19, 2009)
Yards Passing	307	Wolfe, Tyler vs North Dakota (Sep 19, 2009)
TD Passes	4	Harris, Paul at Sam Houston State (Oct 31, 2009)
Long Pass	54	Wolfe, Tyler vs North Dakota (Sep 19, 2009)
Receptions	9	Duffy, Darius vs North Dakota (Sep 19, 2009)
Yards Receiving	88	Reese, Adrian at Sam Houston State (Oct 31, 2009)
TD Receptions	2	Aldredge, Justin at Sam Houston State (Oct 31, 2009)
Long Reception	54	Reese, Adrian vs North Dakota (Sep 19, 2009)
Field Goals	2	Shaughnessy, John at Baylor (Sep 26, 2009)
Long Field Goal	40	Shaughnessy, John at Baylor (Sep 26, 2009)
Punts	8	Russo, Bradley at Houston (Sep 5, 2009)
Punting Avg	45.0	Hundley, John vs Central Arkansas (Oct 10, 2009)
Long Punt	52	Russo, Bradley at Baylor (Sep 26, 2009)
Long Punt Return	21	Edwards, Jasper vs Central Arkansas (Oct 10, 2009)
Long Kickoff Return	48	Brown, Bradley at Houston (Sep 5, 2009)
Tackles	16	Delcambre, Blake vs North Dakota (Sep 19, 2009)
Sacks	3.0	Smith, Albert at Sam Houston State (Oct 31, 2009)
Tackles For Loss	3.0	Loche, Rogers at Grambling State Univ (Sep 12, 2009)
	3.0	Smith, Albert at Sam Houston State (Oct 31, 2009)
Interceptions	2	Eckles, Wesley at Grambling State Univ (Sep 12, 2009)

**2009 Northwestern State Football
Northwestern State Game Superlatives (as of Nov 02, 2009)
All games**

TEAM GAME HIGHS

Rushes	46	vs Texas State (Oct 24, 2009)
Yards Rushing	285	vs Texas State (Oct 24, 2009)
Yards Per Rush	6.2	vs Texas State (Oct 24, 2009)
TD Rushes	2	at Grambling State Univ (Sep 12, 2009)
	2	at McNeese State (Oct 17, 2009)
	2	vs Texas State (Oct 24, 2009)
Pass attempts	39	vs North Dakota (Sep 19, 2009)
Pass completions	26	vs North Dakota (Sep 19, 2009)
Yards Passing	311	vs North Dakota (Sep 19, 2009)
Yards Per Pass	8.5	at Sam Houston State (Oct 31, 2009)
TD Passes	4	at Sam Houston State (Oct 31, 2009)
Total Plays	78	vs North Dakota (Sep 19, 2009)
Total Offense	435	at Sam Houston State (Oct 31, 2009)
Yards Per Play	6.6	at Sam Houston State (Oct 31, 2009)
Points	30	at Sam Houston State (Oct 31, 2009)
Sacks By	4	at Grambling State Univ (Sep 12, 2009)
First Downs	21	vs Texas State (Oct 24, 2009)
Penalties	13	at McNeese State (Oct 17, 2009)
Penalty Yards	119	vs Central Arkansas (Oct 10, 2009)
Turnovers	6	at Grambling State Univ (Sep 12, 2009)
Interceptions By	2	at Grambling State Univ (Sep 12, 2009)

**2009 Northwestern State Football
Northwestern State Game Superlatives (as of Nov 02, 2009)
All games**

OPPONENT INDIVIDUAL GAME HIGHS

Rushes	22	Poullard, Chris, at Sam Houston State (Oct 31, 2009)
Yards Rushing	156	WARREN, Frank, at Grambling State Univ (Sep 12, 2009)
TD Rushes	3	Ganaway, Terran, at Baylor (Sep 26, 2009)
Long Rush	80	WARREN, Frank, at Grambling State Univ (Sep 12, 2009)
Pass attempts	31	DILLON, Greg, at Grambling State Univ (Sep 12, 2009)
	31	George, Bradley, vs Texas State (Oct 24, 2009)
	31	Joseph, Blake, at Sam Houston State (Oct 31, 2009)
Pass completions	23	KEENUM, Case, at Houston (Sep 5, 2009)
	23	George, Bradley, vs Texas State (Oct 24, 2009)
Yards Passing	359	KEENUM, Case, at Houston (Sep 5, 2009)
TD Passes	4	KEENUM, Case, at Houston (Sep 5, 2009)
Long Pass	58	Park, Robbie, vs Central Arkansas (Oct 10, 2009)
Receptions	11	Griggs, Da'Marc, vs Texas State (Oct 24, 2009)
Yards Receiving	147	Madkins, Jason, at Sam Houston State (Oct 31, 2009)
TD Receptions	2	Wright, Kendall, at Baylor (Sep 26, 2009)
	2	Madkins, Jason, at Sam Houston State (Oct 31, 2009)
Long Reception	58	Jackson, Isaiah, vs Central Arkansas (Oct 10, 2009)
Field Goals	2	Carmona, Eddie, vs Central Arkansas (Oct 10, 2009)
	2	Garelick, Justi, vs Texas State (Oct 24, 2009)
	2	Antonio, Miguel, at Sam Houston State (Oct 31, 2009)
Long Field Goal	50	Hellavang, B., vs North Dakota (Sep 19, 2009)
Punts	8	Hellavang, B., vs North Dakota (Sep 19, 2009)
Punting Avg	53.0	Epperson, Derek, at Baylor (Sep 26, 2009)
Long Punt	54	Hellavang, B., vs North Dakota (Sep 19, 2009)
Long Punt Return	25	Williams, Terra, at Baylor (Sep 26, 2009)
Long Kickoff Return	51	Williams, Terra, at Baylor (Sep 26, 2009)
Tackles	15	McCORD, T.J., at Grambling State Univ (Sep 12, 2009)
Sacks	1.0	ANTHONY, Christi, at Grambling State Univ (Sep 12, 2009)
	1.0	Lamb, Jason, at Baylor (Sep 26, 2009)
	1.0	Holland, Devin, at McNeese State (Oct 17, 2009)
	1.0	Peterson, Jace, at McNeese State (Oct 17, 2009)
	1.0	Pilate, Jeremy, at McNeese State (Oct 17, 2009)
	1.0	Hood, Garrett, vs Texas State (Oct 24, 2009)
	1.0	Jackson, Ron, vs Texas State (Oct 24, 2009)
	1.0	Henry, Will, at Sam Houston State (Oct 31, 2009)
Tackles For Loss	3.0	Henry, Will, at Sam Houston State (Oct 31, 2009)
Interceptions	2	ANTHONY, Christi, at Grambling State Univ (Sep 12, 2009)

**2009 Northwestern State Football
Northwestern State Game Superlatives (as of Nov 02, 2009)
All games**

OPPONENT TEAM GAME HIGHS

Rushes	47	at Grambling State Univ (Sep 12, 2009)
Yards Rushing	283	at Baylor (Sep 26, 2009)
Yards Per Rush	8.6	at Baylor (Sep 26, 2009)
TD Rushes	4	at Baylor (Sep 26, 2009)
Pass attempts	44	at Houston (Sep 5, 2009)
Pass completions	32	at Houston (Sep 5, 2009)
Yards Passing	447	at Houston (Sep 5, 2009)
Yards Per Pass	11.4	at Baylor (Sep 26, 2009)
TD Passes	5	at Houston (Sep 5, 2009)
Total Plays	78	at Grambling State Univ (Sep 12, 2009)
Total Offense	567	at Baylor (Sep 26, 2009)
Yards Per Play	9.8	at Baylor (Sep 26, 2009)
Points	68	at Baylor (Sep 26, 2009)
Sacks By	3	at McNeese State (Oct 17, 2009)
	3	vs Texas State (Oct 24, 2009)
First Downs	30	at Houston (Sep 5, 2009)
Penalties	11	at Grambling State Univ (Sep 12, 2009)
Penalty Yards	156	at Grambling State Univ (Sep 12, 2009)
Turnovers	4	at Grambling State Univ (Sep 12, 2009)
Interceptions By	4	at Grambling State Univ (Sep 12, 2009)

2009 Northwestern State Football
Northwestern State Red-Zone Results (as of Nov 02, 2009)
All games

Northwestern State Inside Opponent Red-Zone

Date	Opponent	Score	Times In RZ	Times Scored	Total Pts	Rush TDs	Pass TDs	FGs Made	Failed to score inside RZ						
									FGA	Down	Int	Fumb	Half	Game	
Sep 5, 2009	at Houston	L 7-55	2	1	7	1	0	1	0	1	0	0	0	0	0
Sep 12, 2009	at Grambling State Univ	L 17-38	4	2	14	2	2	0	0	1	1	0	0	0	0
Sep 19, 2009	NORTH DAKOTA	L 20-27	3	2	14	2	0	2	0	0	1	0	0	0	0
Sep 26, 2009	at Baylor	L 13-68	2	2	10	1	1	0	1	0	0	0	0	0	0
Oct 10, 2009	CENTRAL ARKANSAS	L 0-34	1	0	0	0	0	0	0	0	1	0	0	0	0
Oct 17, 2009	at McNeese State	L 23-51	4	3	16	2	1	1	1	0	1	0	0	0	0
Oct 24, 2009	TEXAS STATE	L 17-20	2	2	10	1	1	0	1	0	0	0	0	0	0
Oct 31, 2009	at Sam Houston State	L 30-34	3	3	16	2	0	2	1	0	0	0	0	0	0
Totals			21	15	87	11	5	6	4	2	4	0	0	0	0
15 of 21 (71.4%)															

Opponents Inside Northwestern State Red-Zone

Date	Opponent	Score	Times In RZ	Times Scored	Total Pts	Rush TDs	Pass TDs	FGs Made	Failed to score inside RZ						
									FGA	Down	Int	Fumb	Half	Game	
Sep 5, 2009	at Houston	L 7-55	7	6	41	6	3	3	0	0	0	0	1	0	0
Sep 12, 2009	at Grambling State Univ	L 17-38	3	3	17	2	2	0	1	0	0	0	0	0	0
Sep 19, 2009	NORTH DAKOTA	L 20-27	1	1	7	1	0	1	0	0	0	0	0	0	0
Sep 26, 2009	at Baylor	L 13-68	5	4	27	4	3	1	0	0	1	0	0	0	0
Oct 10, 2009	CENTRAL ARKANSAS	L 0-34	2	2	10	1	0	1	1	0	0	0	0	0	0
Oct 17, 2009	at McNeese State	L 23-51	6	5	31	4	2	2	1	0	1	0	0	0	0
Oct 24, 2009	TEXAS STATE	L 17-20	3	3	13	1	0	1	2	0	0	0	0	0	0
Oct 31, 2009	at Sam Houston State	L 30-34	5	4	20	2	1	1	2	1	0	0	0	0	0
Totals			32	28	166	21	11	10	7	1	2	0	1	0	0
28 of 32 (87.5%)															

2009 Northwestern State Football
Northwestern State By-Quarter Statistics (as of Nov 02, 2009)
All games

3rd-Down Conversions

Date	Opponent	Score	Overall	1st Qtr	2nd Qtr	3rd Qtr	4th Qtr	Overtime
Sep 5, 2009	at Houston	L 7-55	6-17 35.3	0-4 0.0	3-5 60.0	2-4 50.0	1-4 25.0	
Sep 12, 2009	at Grambling State Univ	L 17-38	1-12 8.3	1-5 20.0	0-1 0.0	0-3 0.0	0-3 0.0	
Sep 19, 2009	NORTH DAKOTA	L 20-27	9-19 47.4	3-6 50.0	3-5 60.0	1-3 33.3	2-5 40.0	
Sep 26, 2009	at Baylor	L 13-68	6-16 37.5	2-3 66.7	1-6 16.7	2-5 40.0	1-2 50.0	
Oct 10, 2009	CENTRAL ARKANSAS	L 0-34	3-16 18.8	0-4 0.0	1-5 20.0	1-2 50.0	1-5 20.0	
Oct 17, 2009	at McNeese State	L 23-51	6-15 40.0	2-3 66.7	1-3 33.3	2-5 40.0	1-4 25.0	
Oct 24, 2009	TEXAS STATE	L 17-20	6-13 46.2	2-3 66.7	1-4 25.0	2-3 66.7	1-3 33.3	
Oct 31, 2009	at Sam Houston State	L 30-34	6-14 42.9	2-3 66.7	2-5 40.0	1-2 50.0	1-4 25.0	
Northwestern State			43-122 35.2	12-31 38.7	12-34 35.3	11-27 40.7	8-30 26.7	0-0 0.0
Opponents			39-92 42.4	10-21 47.6	8-22 36.4	18-29 62.1	3-20 15.0	0-0 0.0

4th-Down Conversions

Date	Opponent	Score	Overall	1st Qtr	2nd Qtr	3rd Qtr	4th Qtr	Overtime
Sep 5, 2009	at Houston	L 7-55	2-2 100.0	0-0 0.0	1-1 100.0	1-1 100.0	0-0 0.0	
Sep 12, 2009	at Grambling State Univ	L 17-38	1-4 25.0	0-2 0.0	0-0 0.0	1-2 50.0	0-0 0.0	
Sep 19, 2009	NORTH DAKOTA	L 20-27	1-4 25.0	0-1 0.0	0-1 0.0	0-0 0.0	1-2 50.0	
Sep 26, 2009	at Baylor	L 13-68	0-0 0.0	0-0 0.0	0-0 0.0	0-0 0.0	0-0 0.0	
Oct 10, 2009	CENTRAL ARKANSAS	L 0-34	2-5 40.0	0-0 0.0	2-3 66.7	0-0 0.0	0-2 0.0	
Oct 17, 2009	at McNeese State	L 23-51	2-4 50.0	0-0 0.0	0-0 0.0	1-1 100.0	1-3 33.3	
Oct 24, 2009	TEXAS STATE	L 17-20	0-2 0.0	0-0 0.0	0-0 0.0	0-1 0.0	0-1 0.0	
Oct 31, 2009	at Sam Houston State	L 30-34	0-1 0.0	0-0 0.0	0-1 0.0	0-0 0.0	0-0 0.0	
Northwestern State			8-22 36.4	0-3 0.0	3-6 50.0	3-5 60.0	2-8 25.0	0-0 0.0
Opponents			2-8 25.0	0-1 0.0	1-4 25.0	1-2 50.0	0-1 0.0	0-0 0.0

Time of Possession

Date	Opponent	Score	Overall	1st Qtr	2nd Qtr	3rd Qtr	4th Qtr	Overtime
Sep 5, 2009	at Houston	L 7-55	36:28	9:28	10:09	7:53	8:58	
Sep 12, 2009	at Grambling State Univ	L 17-38	25:26	8:27	5:50	7:37	3:32	
Sep 19, 2009	NORTH DAKOTA	L 20-27	31:45	8:58	8:51	4:22	9:34	
Sep 26, 2009	at Baylor	L 13-68	38:58	9:49	9:03	12:26	7:40	
Oct 10, 2009	CENTRAL ARKANSAS	L 0-34	30:29	8:37	9:03	4:33	8:16	
Oct 17, 2009	at McNeese State	L 23-51	31:01	7:21	6:07	8:56	8:37	
Oct 24, 2009	TEXAS STATE	L 17-20	33:04	6:50	10:04	9:19	6:51	
Oct 31, 2009	at Sam Houston State	L 30-34	30:39	7:36	8:39	7:36	6:48	
Northwestern State			Total	67:06	67:46	62:42	60:16	0:00
			Avg.	8:23	8:28	7:50	7:32	0:00
Opponents			Total	52:54	52:14	57:18	59:44	0:00
			Avg.	6:36	6:31	7:09	7:28	0:00